

# Ontario reports 1,563 new COVID-19 cases, including 27 in greater Kawarthas region

[kawarthanow.com/2021/02/04/covid-19-update-for-peterborough-and-the-greater-kawarthas-region-february-4-2021/](https://kawarthanow.com/2021/02/04/covid-19-update-for-peterborough-and-the-greater-kawarthas-region-february-4-2021/)

February 4, 2021

## 1 new death in Kawartha Lakes; regional active cases increase to 110 with 18 new cases in Kawartha Lakes, 7 in Northumberland, 2 in Peterborough

By [kawarthaNOW](#) -  
Published



Here's an update on COVID-19 cases in Ontario as well as in the greater Kawarthas region.

Today, Ontario is reporting 1,563 new cases, with 46 new cases of the B.1.1.7 UK variant and no new cases of the B.1.351 South Africa variant. The seven-day average of daily cases has decreased by 75 to 1,600.

In the greater Kawarthas region, there are 27 new cases to report and 11 additional cases resolved, with the number of active cases across the region increasing by 15 to 110. There has been 1 new COVID-19 death in Kawartha Lakes.

Most of today's new cases are in Toronto (584), Peel (265), and York (132).

There are double-digit increases in Hamilton (78), Halton (58), Niagara (58), Simcoe Muskoka (55), Waterloo (51), Ottawa (46), Durham (34), Chatham-Kent (24), Windsor-Essex (24), Middlesex-London (21), Eastern Ontario (20), Southwestern (16), Haliburton, Kawartha, Pine Ridge (12), Wellington-Dufferin-Guelph (12), Huron Perth (11), Thunder Bay (10), and Lambton (10), with smaller increases in Peterborough (7) and Brant (7).

The remaining 12 health units are reporting 5 or fewer new cases, with all reporting at least 1 new case.

Of today's new cases, 53% are among people 40 and older, with the highest number of cases (534) among people ages 20-39, followed by 478 cases among people ages 40-59 and 241 cases among people 60-79.

With 1,956 more cases resolved since yesterday, the percentage of resolved cases has increased by 0.2% to 91.7%. The average positivity rate across Ontario has decreased by 0.7% to 2.6%, meaning that 26 out of every 1,000 tests performed were positive for COVID-19 on February 3.

Ontario is reporting 88 new COVID-19 deaths today — the highest single-day increase of deaths since January 20, when 89 deaths were reported — including 29 in long-term care homes. Ontario has averaged 54 new daily deaths over the past week.

Hospitalizations have increased by 35 from yesterday to 1,101, with the number of patients with COVID-19 in ICUs decreasing by 13 to 323 and the number of patients with COVID-19 on ventilators also decreasing by 13 to 241.

A total of 64,467 tests were completed yesterday, with the backlog of tests under investigation increasing by 2,676 to 47,282.

A total of 355,055 doses of vaccine have now been administered, an increase of 6,724 from yesterday, with 80,977 people fully vaccinated with both doses of vaccine, an increase of 5,983 from yesterday.

There are 9 new cases in Ontario schools, a decrease of 6 from yesterday, including 8 student cases and 1 staff case. There are 25 new cases in licensed child care settings in Ontario, a decrease of 4 from yesterday, with 14 cases among children and 11 cases among staff.

In the greater Kawarthas region, there are 27 new cases to report, including 18 in Kawartha Lakes, 7 in Northumberland, and 2 in Peterborough. There are no new cases in Hastings Prince Edward or Haliburton.

There has been 1 new COVID-related death in Kawartha Lakes.

Outbreaks at Extendicare Cobourg long-term care home and Extendicare Cobourg Landmark retirement home were declared on February 3.

An additional 11 cases have been resolved, including 7 in Peterborough and 4 in Kawartha Lakes.

There are currently 110 active cases in the greater Kawarthas region, an increase of 15 from yesterday, including 59 in Kawartha Lakes, 31 in Peterborough, 15 in Northumberland, 3 in Hastings Prince Edward (1 in Quinte West and 2 in Belleville) and 2 in Haliburton.

Since the pandemic began in the greater Kawarthas region, there have been 556 confirmed positive cases in the Peterborough area (516 resolved with 9 deaths), 473 in the City of Kawartha Lakes (381 resolved with 46 deaths), 378 in Northumberland County (354 resolved with 9 deaths), 50 in Haliburton County (48 resolved with no deaths), and 368 in Hastings and Prince Edward counties (360 resolved with 5 deaths). The most recent death was reported in Kawartha Lakes on February 4.

The provincial data in this report is pulled from Ontario's integrated Public Health Information System (iPHIS) at 12 p.m. the previous day. Data from local health units is more current and is usually reflected in the provincial data the following day. There may be discrepancies between the Ontario data reported today (which is from yesterday) and the local health unit data reported today (which is from today).

## Haliburton, Kawartha, Pine Ridge District Health Unit

---

The Haliburton, Kawartha, Pine Ridge District Health Unit's service area is the City of Kawartha Lakes, Northumberland County, and Haliburton County.

*The health unit provides reports from Monday to Saturday, excluding statutory holidays.*

**Confirmed positive:** 901, including 473 in Kawartha Lakes, 378 in Northumberland, and 50 in Haliburton (increase of 25, including 18 in Kawartha Lakes and 7 in Northumberland)\*

**Active cases:** 76, including 59 in Kawartha Lakes, 15 in Northumberland, and 2 in Haliburton (increase of 20, including 13 in Kawartha Lakes and 7 in Northumberland)

**Probable cases:** 1 in Kawartha Lakes (decrease of 2 in Kawartha Lakes)

**High-risk contacts:** 105, including 47 in Kawartha Lakes, 36 in Northumberland, and 15 in Haliburton (net decrease of 3)\*\*

**Hospitalizations (total to date):** 34, including 24 in Kawartha Lakes, 8 in Northumberland, and 2 in Haliburton (no change)\*\*\*

**Deaths (including among probable cases):** 55, including 46 in Kawartha Lakes and 9 in Northumberland (increase of 1 in Kawartha Lakes)

**Resolved:** 783, including 381 in Kawartha Lakes, 354 in Northumberland, 48 in Haliburton (increase of 4 in Kawartha Lakes)

**Tests completed:** 127,339

**Institutional outbreaks:** Hope St. Terrace long-term care home in Port Hope, Caressant

Care McLaughlin Road long-term care home in Lindsay, Golden Plough Lodge in Cobourg, Warkworth Place long-term care home in Warkworth, Caressant Care Mary Street retirement home in Lindsay, Central East Correctional Centre in Lindsay (two outbreaks), Regency long-term care home in Port Hope, Hyland Crest long-term care home in Minden, Extendicare Cobourg long-term care home, Extendicare Cobourg Landmark retirement home (increase of 2)\*\*\*\*

*\*The health unit states that total counts and counts for individual counties may fluctuate from previously reported counts as cases are transferred to or from the health unit based on case investigation details and routine data cleaning.*

*\*\*This total includes an additional 4 high-risk contacts directly followed up through the Public Health Ontario contact tracing process that are missing the contacts' county.*

*\*\*\*As of February 4, Ross Memorial Hospital in Lindsay reports 1 patient hospitalized with COVID-19 (a decrease of 1 since yesterday).*

*\*\*\*\*Outbreaks at Extendicare Cobourg long-term care home and Extendicare Cobourg Landmark retirement home were declared on February 3.*

## Province of Ontario

---

**Confirmed positive:** 273,660 (increase of 1,563)\*

**7-day average of new cases:** 1,600 (decrease of 75)

**Resolved:** 250,937 (increase of 1,956, 91.7% of all cases)

**Positivity rate:** 2.6% (decrease of 0.7%)

**Hospitalized:** 1,101 (increase of 35)

**Hospitalized and in ICU:** 323 (decrease of 13)

**Hospitalized and in ICU on ventilator:** 241 (decrease of 13)

**Deaths:** 6,393 (increase of 88)

**Deaths of residents in long-term care homes:** 3,683 (increase of 36)

**Total tests completed:** 9,849,313 (increase of 64,467)

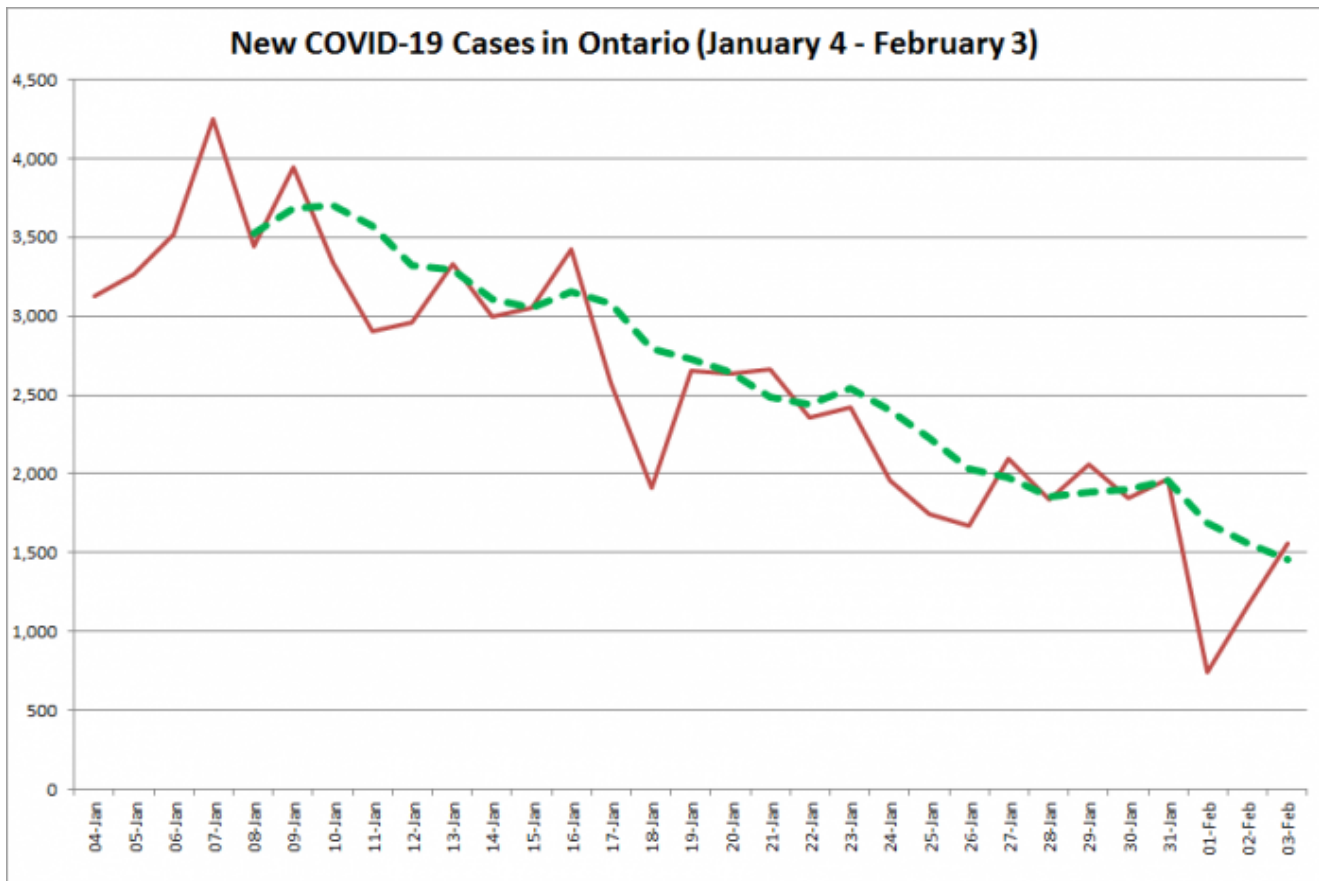
**Tests under investigation:** 47,282 (increase of 2,676)

**Vaccination doses administered:** 355,055 (increase of 6,724)

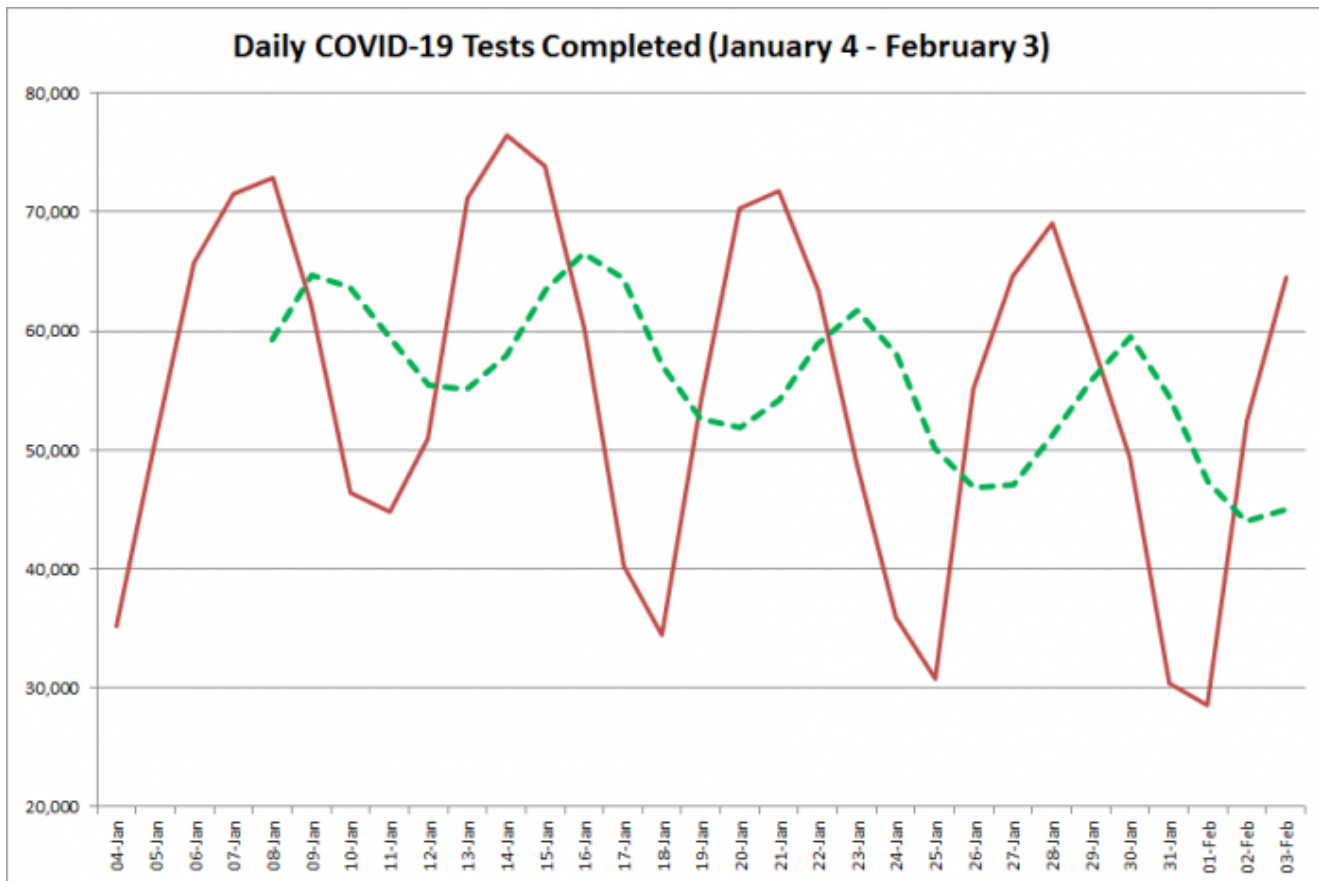
**People fully vaccinated (two doses):** 80,977 (increase of 5,983)

**Total COVID-19 variant cases:** 153 of B.1.1.7 UK variant (increase of 46); 1 of B.1.351 South Africa variant (no change)

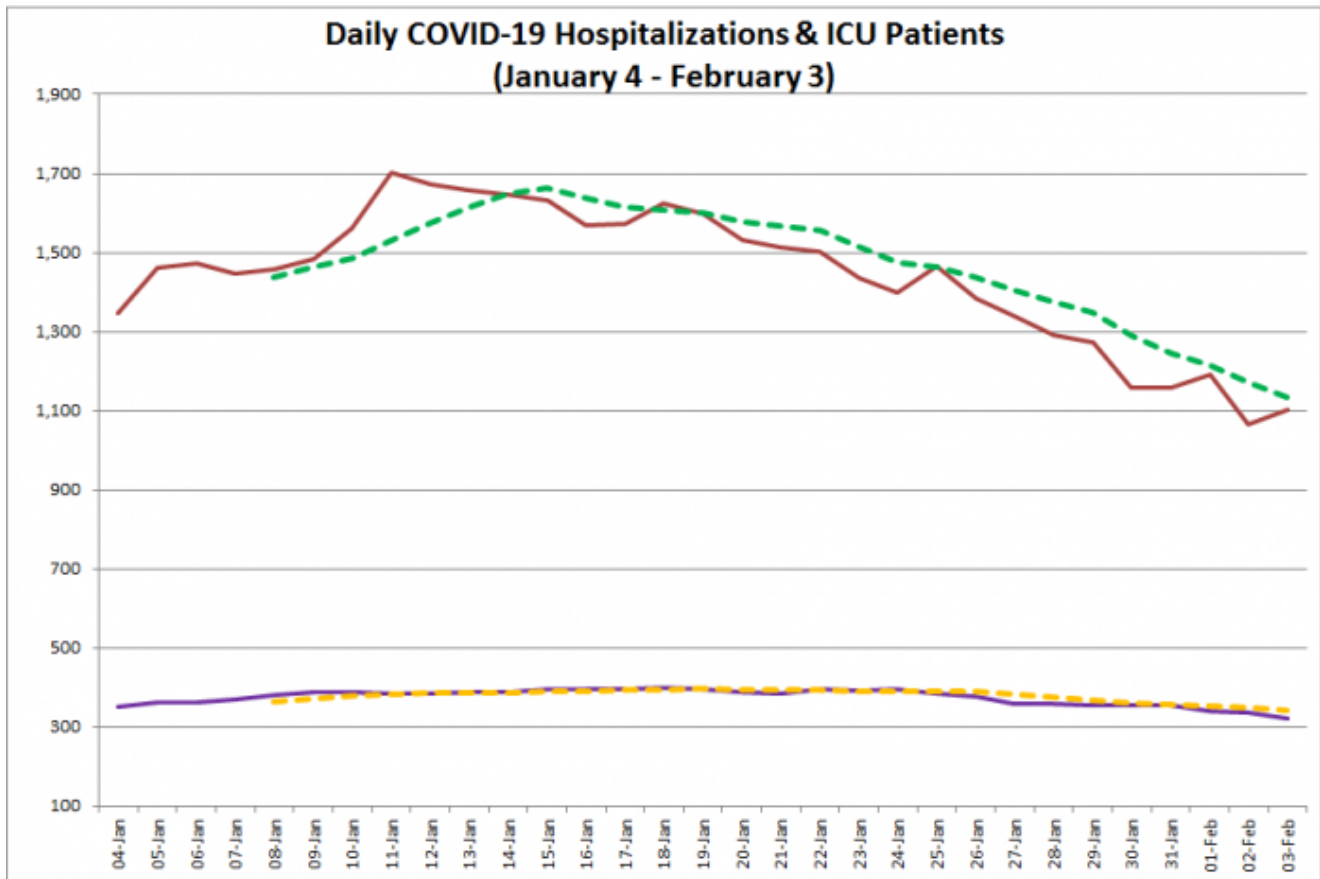
*\*On February 1, Toronto Public Health migrated its COVID-19 data to to Ontario's Case and Contact Management system. As data quality checks and remediation activities continue this week, fluctuations in case count may occur.*



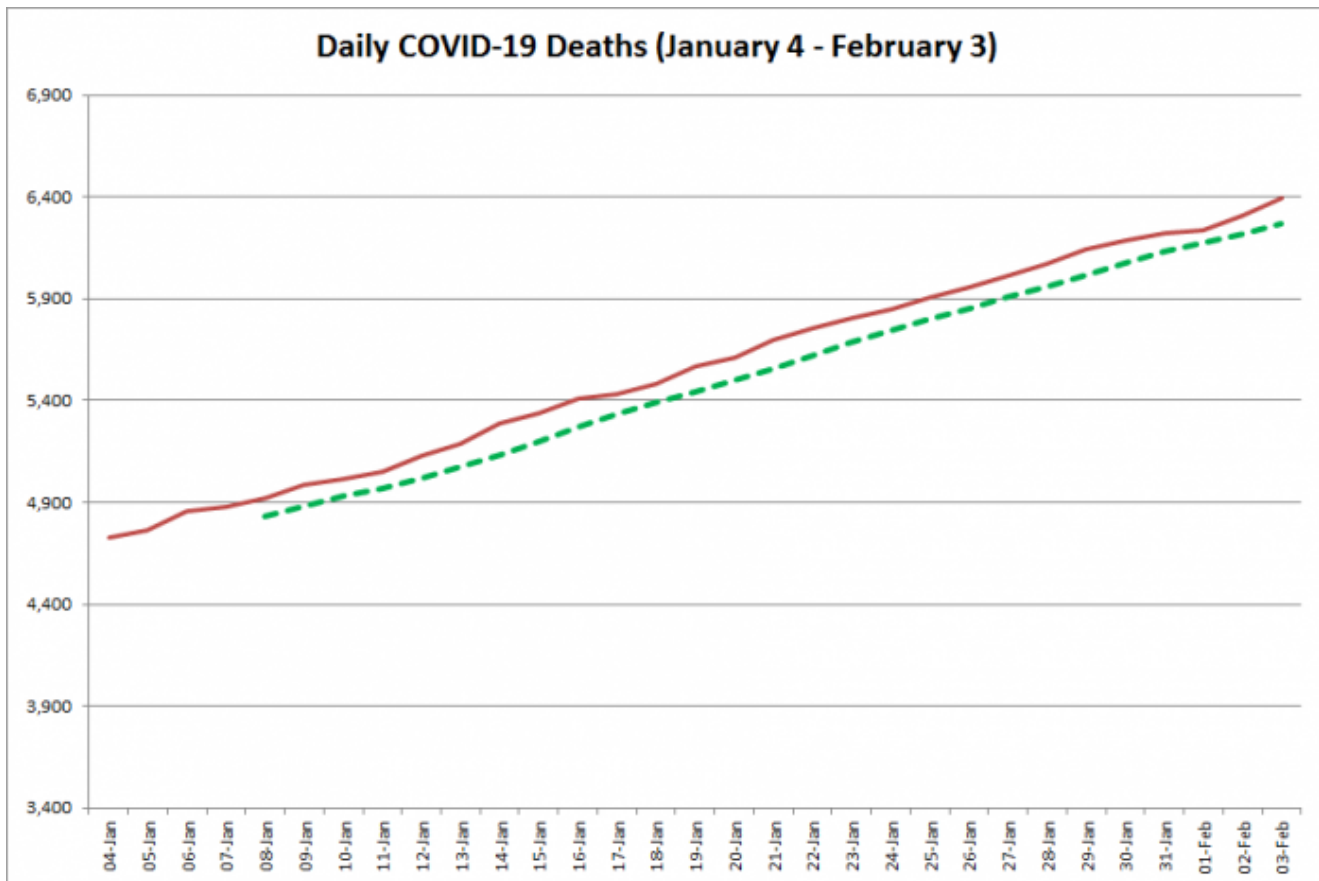
COVID-19 cases in Ontario from January 4 – February 3, 2021. The red line is the number of new cases reported daily, and the dotted green line is a five-day moving average of new cases. (Graphic: kawarthaNOW.com)



COVID-19 tests completed in Ontario from January 4 – February 3, 2021. The red line is the number of tests completed daily, and the dotted green line is a five-day moving average of tests completed. (Graphic: kawarthaNOW.com)

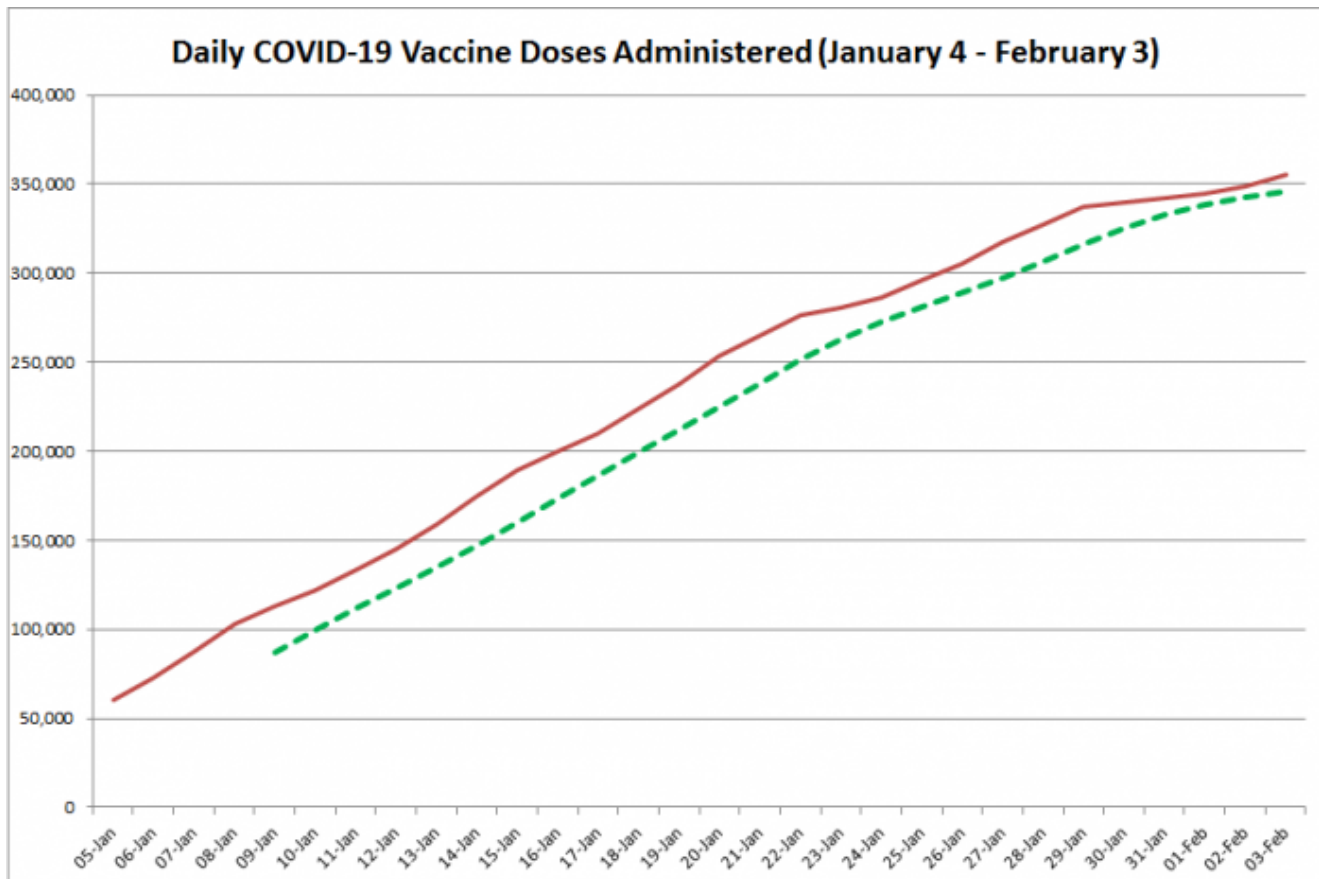


COVID-19 hospitalizations and ICU admissions in Ontario from January 4 – February 3, 2021. The red line is the daily number of COVID-19 hospitalizations, the dotted green line is a five-day moving average of hospitalizations, the purple line is the daily number of patients with COVID-19 in ICUs, and the dotted orange line is a five-day moving average of patients with COVID-19 in ICUs. (Graphic: kawarthaNOW.com)



COVID-19 deaths in Ontario from January 4 – February 3, 2021. The red line is the cumulative number of daily deaths, and the dotted green line is a five-day moving average of daily deaths. (Graphic: kawarthaNOW.com)





COVID-19 vaccine doses administered in Ontario from January 4 – February 3, 2021. The red line is the cumulative number of daily doses administered, and the dotted green line is a five-day moving average of daily doses. (Graphic: kawarthaNOW.com)

For more information about COVID-19 in Ontario, visit [covid-19.ontario.ca](https://covid-19.ontario.ca).

## Comments

---