

Ontario reports 2,063 new COVID-19 cases and 73 new deaths, including 1 in Kawartha Lakes

kawarthanow.com/2021/01/30/covid-19-update-for-peterborough-and-the-greater-kawarthas-region-january-30-2021/

January 30, 2021

Regional active cases remain at 113, with 9 new cases in Kawartha Lakes, 6 in Peterborough, and 1 in Northumberland

By [kawarthaNOW](#) -
Published



Here's an update on COVID-19 cases in Ontario as well as in the greater Kawarthas region.

Ontario is reporting 2,063 new cases today, including 6 more cases of the more contagious UK variant, with the seven-day average of daily cases across the province decreasing today by 43 to 1,968.

This total includes 230 cases Toronto Public Health is reporting from a previous date due to technical issues. Excluding these cases, today's actual case count is 1,833.

In the greater Kawarthas region, there are 16 new cases to report and 19 additional cases resolved, with the number of active cases across the region remaining unchanged at 113. There has been 1 new COVID-19 death in Kawartha Lakes.

Most of today's new cases are in Toronto (713), Peel (379), and York (178).

There are double-digit increases in Durham (89), Hamilton (88), Ottawa (82), Niagara (79), Waterloo (71), Halton (55), Simcoe Muskoka (52), Middlesex-London (41), Wellington-Dufferin-Guelph (34), Windsor-Essex (32), Thunder Bay (31), Eastern Ontario (28), Sudbury (14), Porcupine (11), Haliburton, Kawartha, Pine Ridge (11), and Lambton (10), with smaller increases in North Bay Parry Sound (8), Algoma (7), Southwestern (7), Brant (7), Leeds, Grenville & Lanark (6), and Grey Bruce (6).

The remaining 9 health units are reporting 5 or fewer new cases, with only 1 health unit (Hastings Prince Edward) reporting no new cases at all.

Of today's new cases, 52% are among people 40 and older, with the highest number of cases (745) among people ages 20-39, followed by 636 cases among people ages 40-59 and 291 cases among people ages 60-79.

With 2,623 more cases resolved since yesterday, the percentage of resolved cases has increased by 0.3% to 90.3%. The average positivity rate across Ontario remains unchanged 3.3%, meaning that 33 out of every 1,000 tests performed were positive for COVID-19 on January 29.

Ontario is reporting 73 new COVID-19 deaths today, including 24 in long-term care homes. Ontario has averaged 56 new daily deaths over the past 7 days.

Hospitalizations have decreased by 18 from yesterday to 1,273, with the number of patients with COVID-19 in ICUs decreasing by 7 to 353, and the number of patients with COVID-19 on ventilators decreasing by 55 to 216. A total of 59,594 tests were completed yesterday, with the backlog of tests under investigation decreasing by 8,990 to 31,463.

A total of 336,828 doses of vaccine have now been administered, an increase of 9,373 from yesterday, with 67,787 people fully vaccinated with both doses of vaccine, an increase of 6,108 from yesterday.

In the greater Kawarthas region, there are 16 new cases to report, including 9 in Kawartha Lakes, 6 in Peterborough, and 1 in Northumberland. There are no new cases in Hastings Prince Edward or Haliburton.

There has been 1 new COVID-19 death in Kawartha Lakes, and 1 new hospitalization in Kawartha Lakes.

An additional 19 cases have been resolved, including 7 in Kawartha Lakes, 5 in Peterborough, 3 in Haliburton, 3 in Hastings Prince Edward, and 1 in Northumberland.

There are currently 113 active cases in the greater Kawarthas region (no net change from yesterday), including 48 in Peterborough, 47 in Kawartha Lakes, 14 in Northumberland, 2 in Hastings Prince Edward (1 in Quinte West and 1 in Belleville), and 2 in Haliburton.

Since the pandemic began in the greater Kawarthas region, there have been 544 confirmed positive cases in the Peterborough area (488 resolved with 8 deaths), 433 in the City of Kawartha Lakes (358 resolved with 41 deaths), 369 in Northumberland County (347 resolved with 8 deaths), 48 in Haliburton County (46 resolved with no deaths), and 366 in Hastings and Prince Edward counties (359 resolved with 5 deaths). The most recent death was reported in Kawartha Lakes on January 30.

The provincial data in this report is pulled from Ontario's integrated Public Health Information System (iPHIS) at 12 p.m. the previous day. Data from local health units is more current and is usually reflected in the provincial data the following day. There may be discrepancies between the Ontario data reported today (which is from yesterday) and the local health unit data reported today (which is from today).

Haliburton, Kawartha, Pine Ridge District Health Unit

The Haliburton, Kawartha, Pine Ridge District Health Unit's service area is the City of Kawartha Lakes, Northumberland County, and Haliburton County.

The health unit provides reports from Monday to Saturday, excluding statutory holidays.

Confirmed positive: 850, including 433 in Kawartha Lakes, 369 in Northumberland, and 48 in Haliburton (increase of 10, including 9 in Kawartha Lakes and 1 in Northumberland)*

Active cases: 63, including 47 in Kawartha Lakes, 14 in Northumberland, and 2 in Haliburton (increase of 2, including 1 in Kawartha Lakes and 1 in Northumberland)

Probable cases: 6, including 5 in Kawartha Lakes and 1 in Northumberland (decrease of 1 in Kawartha Lakes)

High-risk contacts: 130, including 64 in Kawartha Lakes, 46 in Northumberland, and 13 in Haliburton (net increase of 4)**

Hospitalizations (total to date): 33, including 23 in Kawartha Lakes, 8 in Northumberland, and 2 in Haliburton (increase of 1 in Kawartha Lakes)***

Deaths (including among probable cases): 49, including 41 in Kawartha Lakes and 8 in Northumberland (increase of 1 in Kawartha Lakes)

Resolved: 751, including 358 in Kawartha Lakes, 347 in Northumberland, 46 in Haliburton (increase of 11, including 7 in Kawartha Lakes, 1 in Northumberland, and 3 in Haliburton)

Institutional outbreaks: Hope St. Terrace long-term care home in Port Hope, Caressant

Care McLaughlin Road long-term care home in Lindsay, Golden Plough Lodge in Cobourg, Warkworth Place long-term care home in Warkworth, Caressant Care retirement home in Lindsay (no change)

**The health unit states that total counts and counts for individual counties may fluctuate from previously reported counts as cases are transferred to or from the health unit based on case investigation details and routine data cleaning.*

***This total includes an additional 7 high-risk contacts directly followed up through the Public Health Ontario contact tracing process that are missing the contacts' county.*

****As of January 29, Ross Memorial Hospital in Lindsay reports 3 patients hospitalized with COVID-19.*

Province of Ontario

Confirmed positive: 266,363 (increase of 2,063)*

7-day average of new cases: 1,968 (decrease of 43)

Resolved: 240,494 (increase of 2,623, 90.3% of all cases)

Positivity rate: 3.3% (no change)

Hospitalized: 1,273 (decrease of 18)

Hospitalized and in ICU: 353 (decrease of 7)

Hospitalized and in ICU on ventilator: 216 (decrease of 55)

Deaths: 6,145 (increase of 73)

Deaths of residents in long-term care homes: 3,574 (increase of 24)

Total tests completed: 9,624,165 (increase of 59,594)

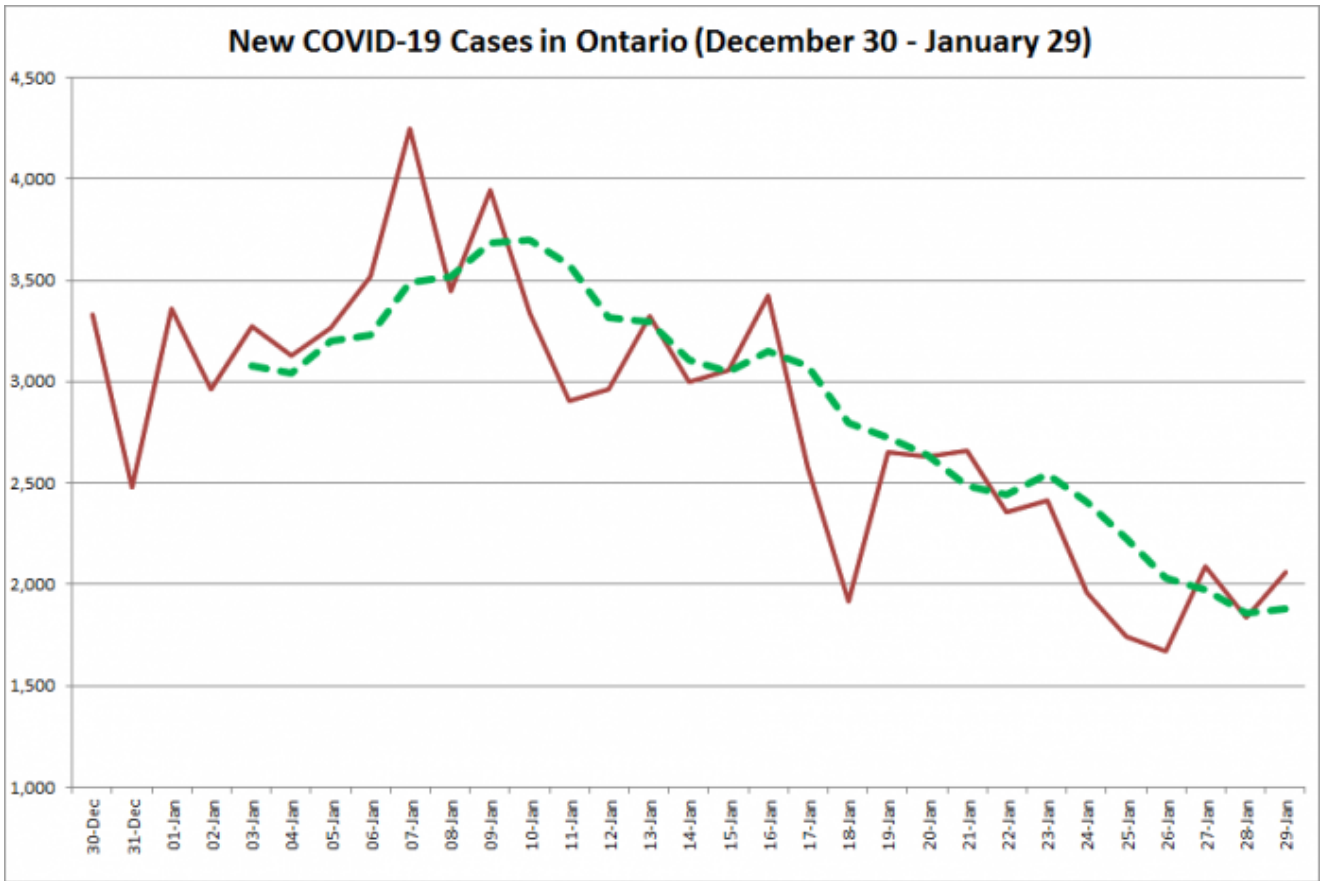
Tests under investigation: 31,463 (decrease of 8,990)

Vaccination doses administered: 336,828 (increase of 9,373)

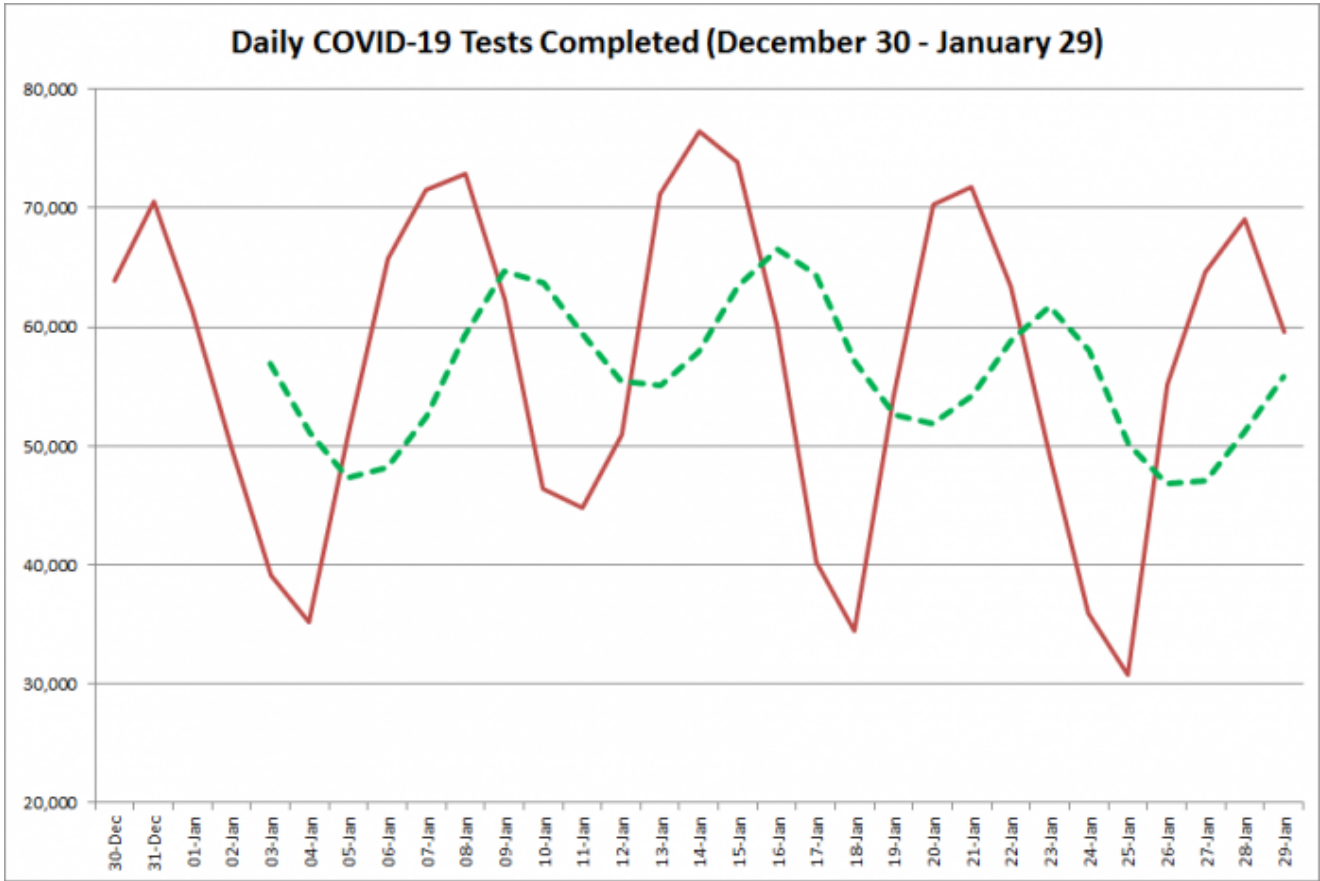
People fully vaccinated (two doses): 67,787 (increase of 6,108)

Total COVID-19 variant cases: 57 of B.1.1.7 UK variant (increase of 6)

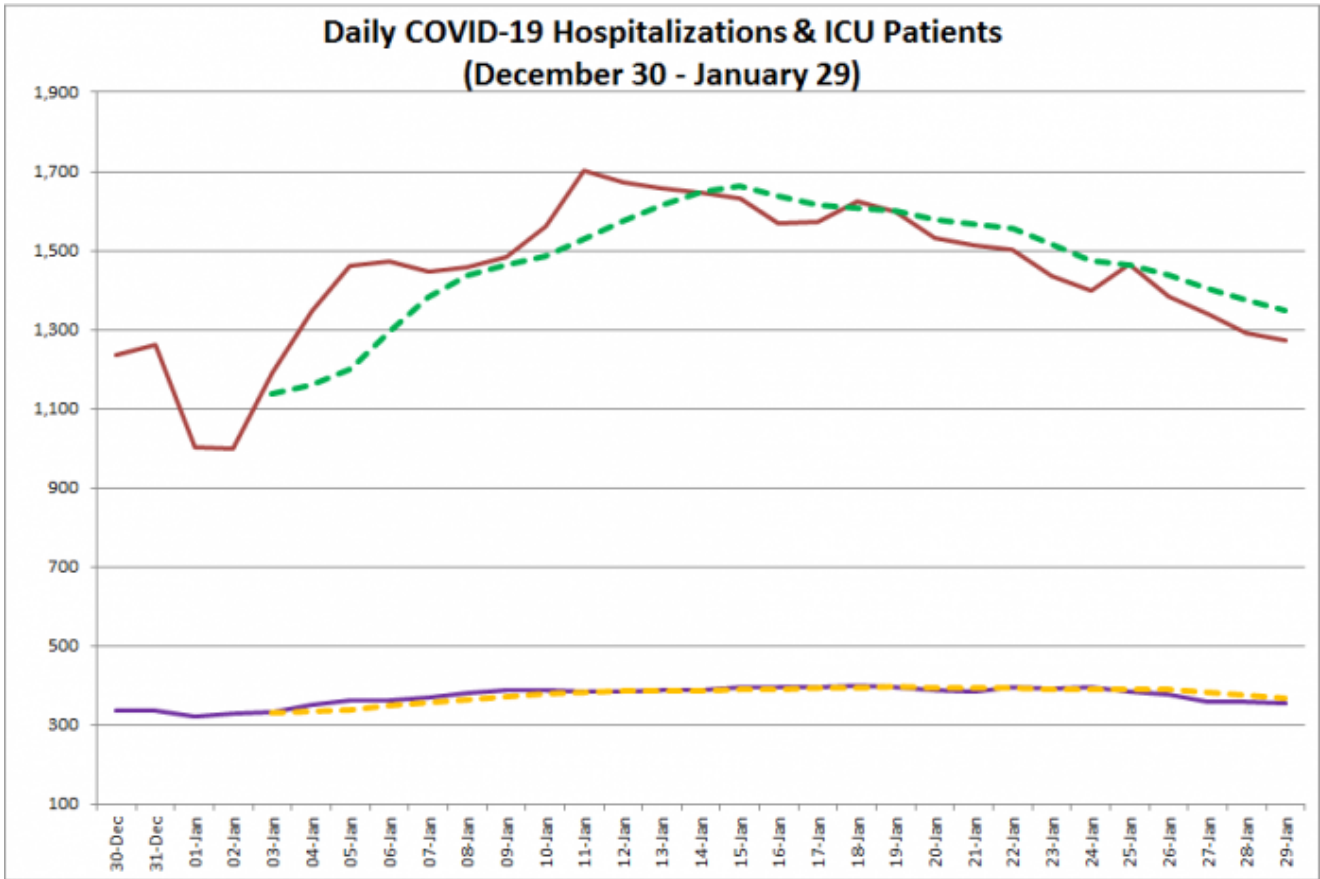
**This total includes 230 cases Toronto Public Health is reporting from a previous date due to technical issues. Excluding these cases, today's actual case count is 1,833.*



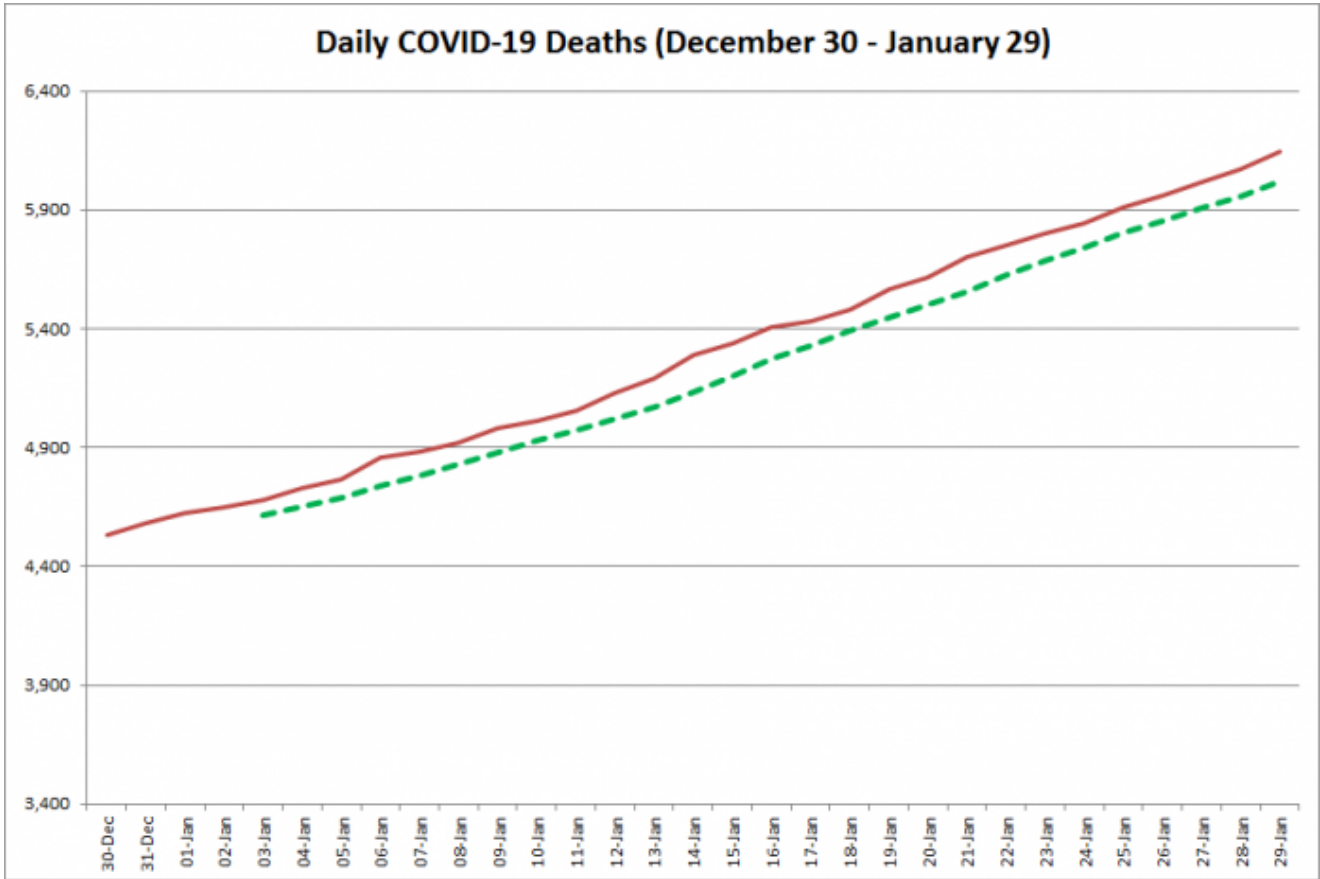
COVID-19 cases in Ontario from December 30, 2020 – January 29, 2021. The red line is the number of new cases reported daily, and the dotted green line is a five-day moving average of new cases. (Graphic: kawarthaNOW.com)



COVID-19 tests completed in Ontario from December 30, 2020 – January 29, 2021. The red line is the number of tests completed daily, and the dotted green line is a five-day moving average of tests completed. (Graphic: kawarthaNOW.com)



COVID-19 hospitalizations and ICU admissions in Ontario from December 30, 2020 – January 29, 2021. The red line is the daily number of COVID-19 hospitalizations, the dotted green line is a five-day moving average of hospitalizations, the purple line is the daily number of patients with COVID-19 in ICUs, and the dotted orange line is a five-day moving average of patients with COVID-19 in ICUs. (Graphic: kawarthaNOW.com)



COVID-19 deaths in Ontario from December 30, 2020 – January 29, 2021. The red line is the cumulative number of daily deaths, and the dotted green line is a five-day moving average of daily deaths. (Graphic: kawarthaNOW.com)

For more information about COVID-19 in Ontario, visit covid-19.ontario.ca.

Comments
