

Ontario reports 1,670 new COVID-19 cases, including 12 in greater Kawarthas region

kawarthanow.com/2021/01/27/covid-19-update-for-peterborough-and-the-greater-kawarthas-region-january-27-2021/

January 27, 2021

10 new cases in Peterborough, 1 new case and 1 new death in Kawartha Lakes, 1 new case in Haliburton, and 1 new death in Northumberland

By [kawarthaNOW](#) -
Published



Here's an update on COVID-19 cases in Ontario as well as in the greater Kawarthas region.

Ontario is reporting 1,670 new cases today — the lowest single-day increase since November 25, when 1,478 cases were reported. The seven-day average of daily cases across the province has fallen by 141 to 2,205.

In the greater Kawarthas region, there are 12 new cases to report and 24 additional cases resolved, with the number of active cases across the region decreasing by 7 to 148. There has been 1 new death in Kawartha Lakes and 1 new death in Northumberland.

Most of today's new cases are in Toronto (450), Peel (342), York (171), and Niagara (128).

There are double-digit increases in Hamilton (84), Ottawa (82), Waterloo (75), Durham (63), Halton (48), Windsor-Essex (37), Middlesex-London (36), Eastern Ontario (28), Simcoe Muskoka (21), Chatham-Kent (15), Brant (15), Thunder Bay (14), Sudbury (13), Porcupine (10), and Wellington-Dufferin-Guelph (10), with smaller increases in Peterborough (6) and Huron Perth (6).

The remaining 13 health units are reporting 5 or fewer new cases, with 6 health units reporting no new cases at all.

Of today's new cases, 51% are among people 39 and younger, with the highest number of cases (618) among people ages 20-39, followed by 481 cases among people ages 40-59. With 2,725 more cases resolved since yesterday, the percentage of resolved cases has increased by 0.5% to 89.3%.

The average positivity rate across Ontario has decreased since yesterday by 1.9% to 4.0%, meaning that 40 out of every 1,000 tests performed were positive for COVID-19 on January 26.

Ontario is reporting 49 new COVID-19 deaths today, including 25 in long-term care homes. Hospitalizations have decreased by 84 from yesterday to 1,382, with the number of patients with COVID-19 in ICUs decreasing by 6 to 377, and the number of patients with COVID-19 on ventilators decreasing by 7 to 291.

A total of 55,191 tests were completed yesterday, with the backlog of tests under investigation increasing by 10,495 to 46,900. A total of 305,330 doses of vaccine have now been administered, an increase of 9,513 from yesterday, with 96,459 vaccinations completed (i.e., both doses administered), an increase of 13,174 from yesterday.

There are 6 new cases in Ontario schools, a decrease of 6 from yesterday, including 4 student cases and 2 cases among people not identified. There are 44 new cases in licensed child care settings in Ontario, an increase of 7 from yesterday, with 18 cases among children and 26 cases among staff.

In the greater Kawarthas region, there are 12 new cases to report, including 10 in Peterborough, 1 in Kawartha Lakes, and 1 in Haliburton. There are no new cases in Hastings Prince Edward or Northumberland.

There has been 1 new death in Kawartha Lakes and 1 new death in Northumberland. There is 1 new hospitalization in Kawartha Lakes.

An additional 24 cases have been resolved, including 8 in Kawartha Lakes, 8 in Northumberland, 5 in Peterborough, 2 in Hastings Prince Edward, and 1 in Haliburton.

There are currently 148 active cases in the greater Kawarthas region, a decrease of 7 from yesterday, including 65 in Kawartha Lakes, 48 in Peterborough, 19 in Northumberland, 11 in Hastings Prince Edward (7 in Quinte West and 4 in Belleville), and 5 in Haliburton.

Since the pandemic began in the greater Kawarthas region, there have been 531 confirmed positive cases in the Peterborough area (476 resolved with 7 deaths), 414 in the City of Kawartha Lakes (322 resolved with 40 deaths), 365 in Northumberland County (339 resolved with 7 deaths), 48 in Haliburton County (43 resolved with no deaths), and 365 in Hastings and Prince Edward counties (349 resolved with 5 deaths). The most recent 2 deaths were reported in Kawartha Lakes and Northumberland on January 27.

The provincial data in this report is pulled from Ontario's integrated Public Health Information System (iPHIS) at 12 p.m. the previous day. Data from local health units is more current and is usually reflected in the provincial data the following day. There may be discrepancies between the Ontario data reported today (which is from yesterday) and the local health unit data reported today (which is from today).

Haliburton, Kawartha, Pine Ridge District Health Unit

The Haliburton, Kawartha, Pine Ridge District Health Unit's service area is the City of Kawartha Lakes, Northumberland County, and Haliburton County.

The health unit provides reports from Monday to Saturday, excluding statutory holidays.

Confirmed positive: 827, including 414 in Kawartha Lakes, 365 in Northumberland, and 48 in Haliburton (increase of 2, including 1 in Kawartha Lakes and 1 in Haliburton)*

Active cases: 89, including 65 in Kawartha Lakes, 19 in Northumberland, and 5 in Haliburton (decrease of 10, including 3 in Kawartha Lakes and 7 in Northumberland)

Probable cases: 4, including 2 in Kawartha Lakes, 1 in Northumberland, and 1 in Haliburton (increase of 2, including 1 in Northumberland and 1 in Haliburton)

High-risk contacts: 150, including 80 in Kawartha Lakes, 43 in Northumberland, and 16 in Haliburton (net decrease of 2)**

Hospitalizations (total to date): 32, including 22 in Kawartha Lakes, 8 in Northumberland, and 2 in Haliburton (increase of 1, in Kawartha Lakes)***

Deaths (including among probable cases): 47, including 40 in Kawartha Lakes and 7 in Northumberland (increase of 2, including 1 in Kawartha Lakes and 1 in Northumberland)

Resolved: 704, including 322 in Kawartha Lakes, 339 in Northumberland, 43 in Haliburton (increase of 17, including 8 in Kawartha Lakes, 8 in Northumberland, and 1 in Haliburton)

Institutional outbreaks: Hope St. Terrace long-term care home in Port Hope, Caressant Care McLaughlin Road long-term care home in Lindsay, Golden Plough Lodge in Cobourg, Warkworth Place long-term care home in Warkworth, Caressant Care retirement home in Lindsay, Caressant Care nursing home in Lindsay (no change)

**The health unit states that total counts and counts for individual counties may fluctuate from previously reported counts as cases are transferred to or from the health unit based on case investigation details and routine data cleaning.*

***This total includes an additional 11 high-risk contacts directly followed up through the Public Health Ontario contact tracing process that are missing the contacts' county.*

****As of January 27, Ross Memorial Hospital in Lindsay reports 2 patients hospitalized with COVID-19.*

Province of Ontario

Confirmed positive: 260,370 (increase of 1,670)

Resolved: 232,480 (increase of 2,725, 89.3% of all cases)

Positivity rate: 4.0% (decrease of 1.9%)

Hospitalized: 1,382 (decrease of 84)

Hospitalized and in ICU: 377 (decrease of 6)

Hospitalized and in ICU on ventilator: 291 (decrease of 7)

Deaths: 5,958 (increase of 49)

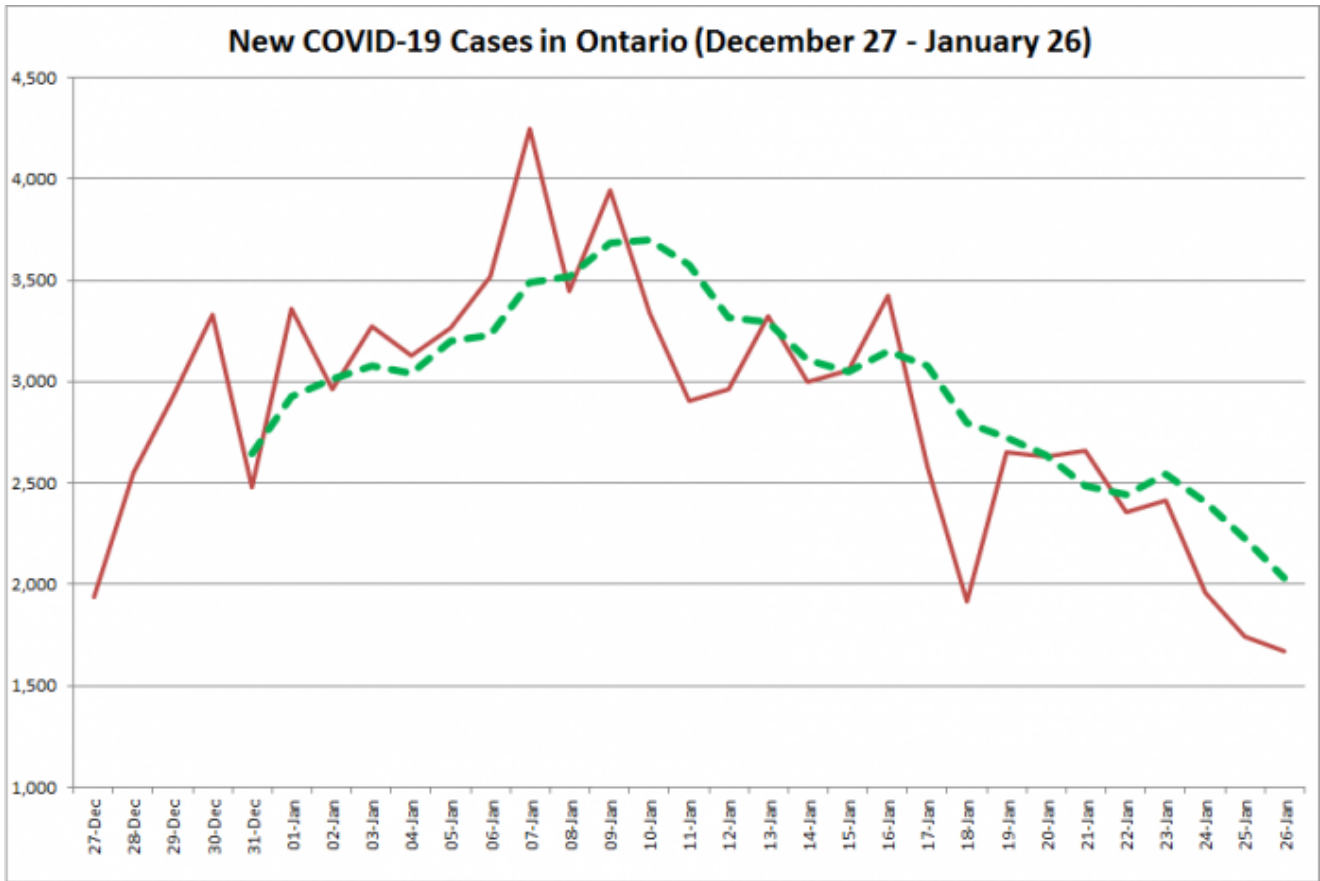
Deaths of residents in long-term care homes: 3,487 (increase of 25)

Total tests completed: 9,430,867 (increase of 55,191)

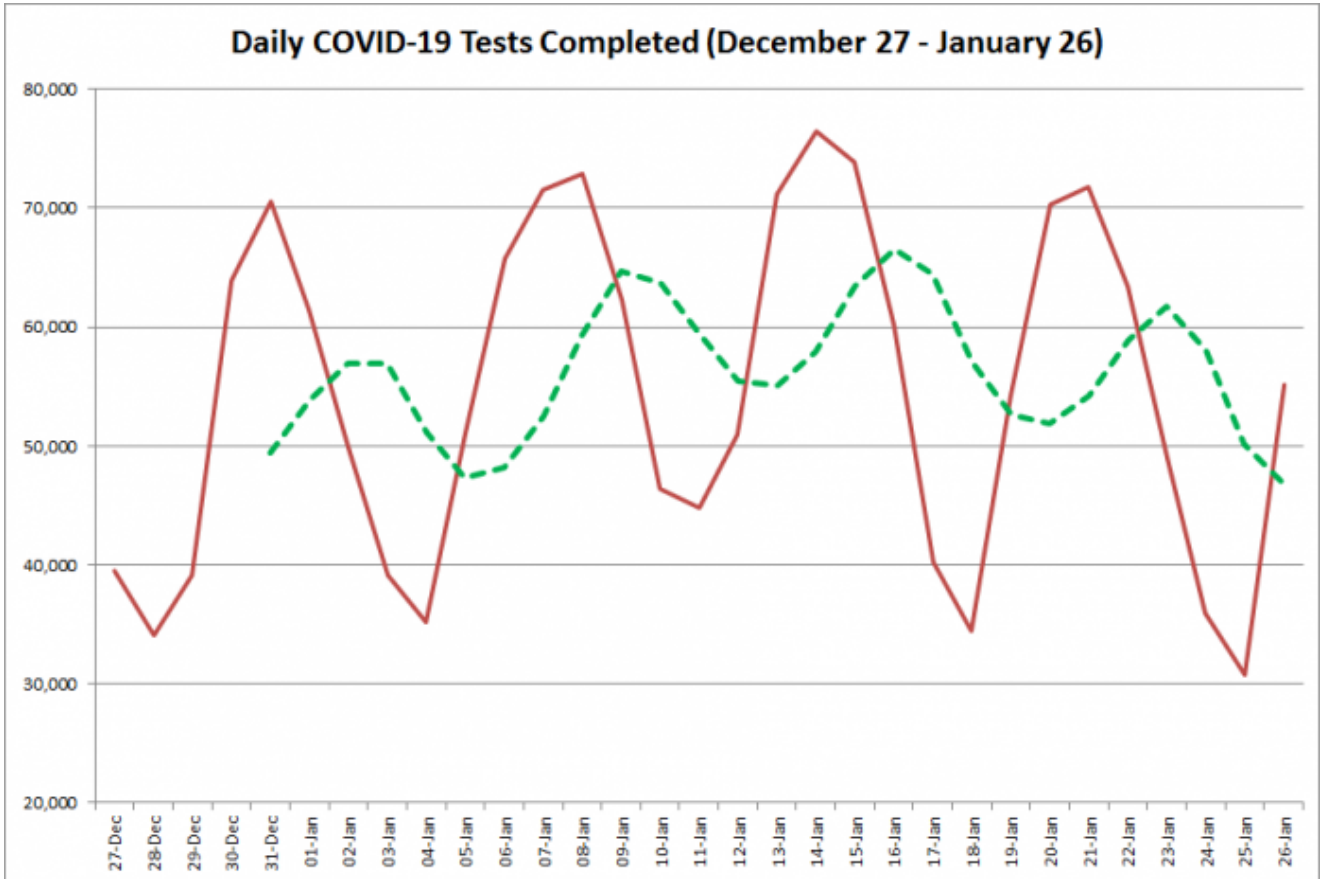
Tests under investigation: 46,900 (increase of 10,495)

Vaccination doses administered: 305,330 (increase of 9,513)

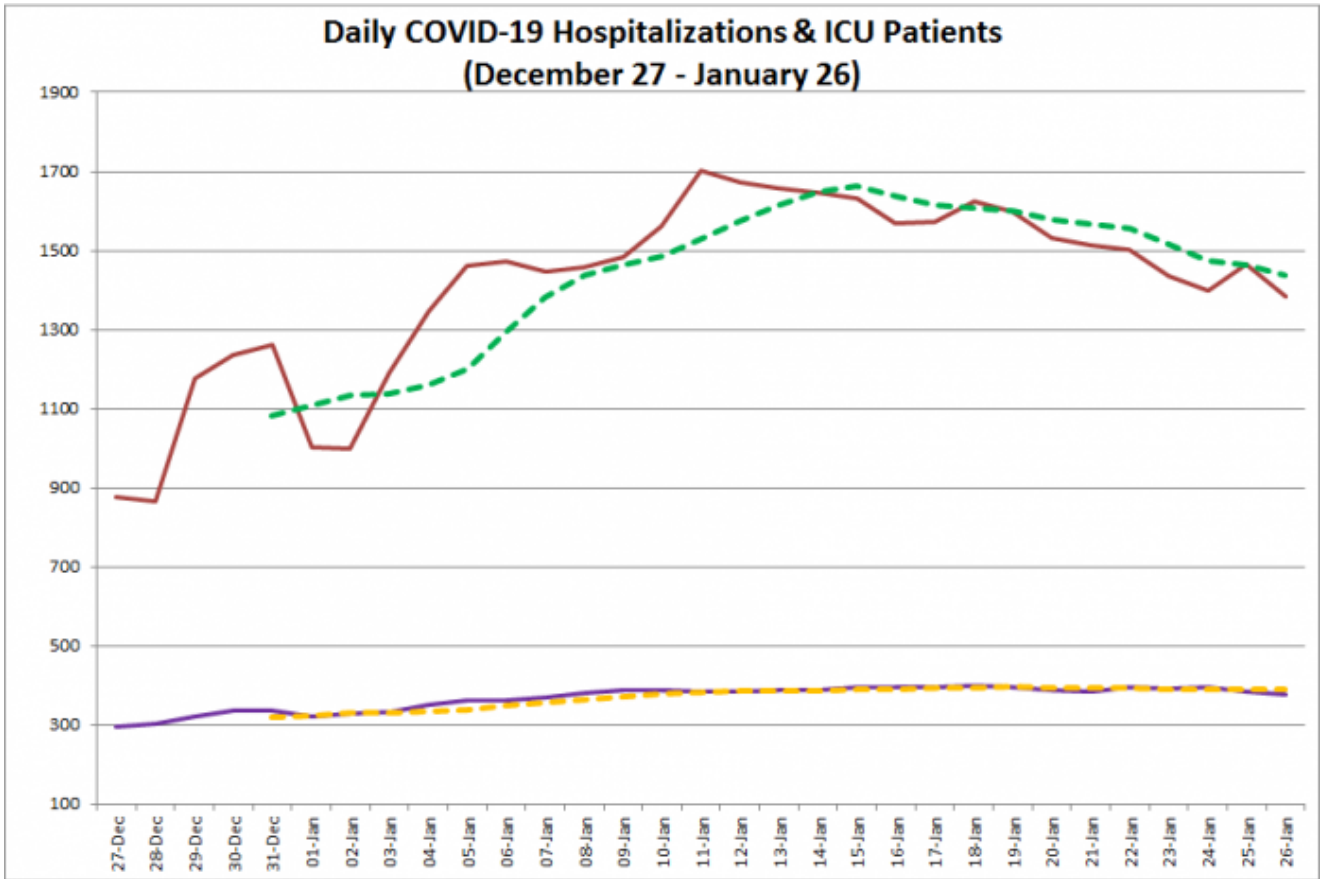
Vaccination completed (both doses): 96,459 (increase of 13,174)



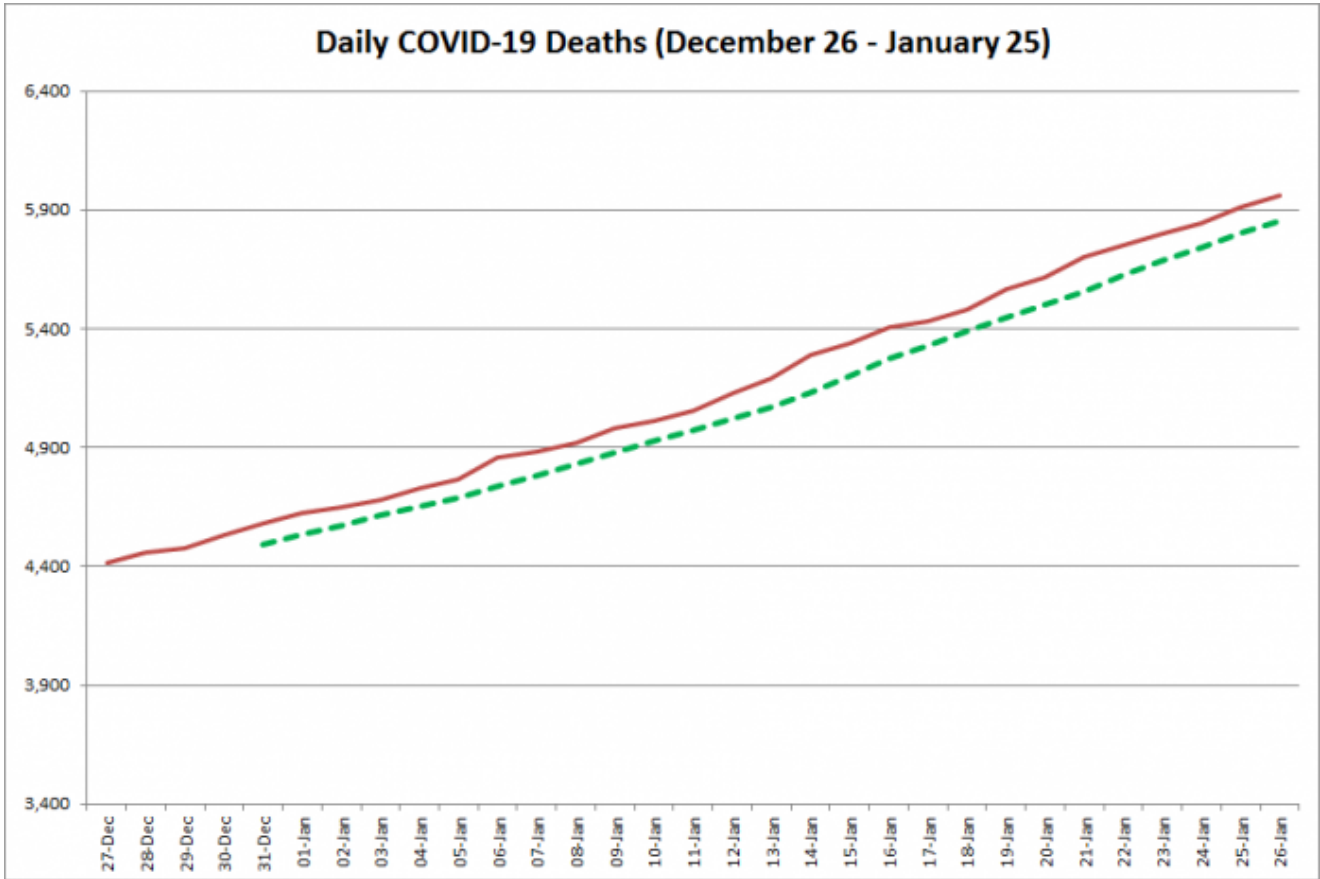
COVID-19 cases in Ontario from December 27, 2020 – January 26, 2021. The red line is the number of new cases reported daily, and the dotted green line is a five-day moving average of new cases. (Graphic: kawarthaNOW.com)



COVID-19 tests completed in Ontario from December 27, 2020 – January 26, 2021. The red line is the number of tests completed daily, and the dotted green line is a five-day moving average of tests completed. (Graphic: kawarthaNOW.com)



COVID-19 hospitalizations and ICU admissions in Ontario from December 27, 2020 – January 26, 2021. The red line is the daily number of COVID-19 hospitalizations, the dotted green line is a five-day moving average of hospitalizations, the purple line is the daily number of patients with COVID-19 in ICUs, and the dotted orange line is a five-day moving average of patients with COVID-19 in ICUs. (Graphic: kawarthaNOW.com)



COVID-19 deaths in Ontario from December 27, 2020 – January 26, 2021. The red line is the cumulative number of daily deaths, and the dotted green line is a five-day moving average of daily deaths. (Graphic: kawarthaNOW.com)

For more information about COVID-19 in Ontario, visit [covid-19.ontario.ca](https://www.covid-19.ontario.ca).

Comments
