

Ontario reports 1,740 new COVID-19 cases, including 11 in greater Kawarthas region

kawarthanow.com/2021/01/26/covid-19-update-for-peterborough-and-the-greater-kawarthas-region-january-26-2021/

January 26, 2021

Active regional cases fall to 155, with 6 new cases in Peterborough, 3 in Kawartha Lakes, and 2 in Northumberland

By [kawarthaNOW](#) -
Published



Here's an update on COVID-19 cases in Ontario as well as in the greater Kawarthas region.

Ontario is reporting 1,740 new cases today — the lowest single-day increase since December 13, when 1,677 cases were reported. The seven-day average of daily cases across the province has fallen by 25 to 2,346.

In the greater Kawarthas region, there are 11 new cases to report and 10 additional cases resolved, with the number of active cases across the region decreasing by 4 to 155.

Most of today's new cases are in Toronto (677), Peel (320), and York (144).

There are double-digit increases in Waterloo (77), Windsor-Essex (59), Hamilton (59), Wellington-Dufferin-Guelph (55), Durham (51), Halton (49), Niagara (49), Simcoe Muskoka (36), Middlesex-London (34), Ottawa (32), Eastern Ontario (18), Southwestern (13), Sudbury (12), and Haliburton, Kawartha, Pine Ridge (12), with smaller increases in Brant (9), Chatham-Kent (7), Thunder Bay (6), and Lambton (6).

The remaining 13 health units are reporting 5 or fewer new cases, with 7 health units reporting no new cases at all.

Of today's new cases, 51% are among people 39 and younger, with the highest number of cases (636) among people ages 20-39, followed by 497 cases among people ages 40-59. With 2,261 more cases resolved since yesterday, the percentage of resolved cases has increased by 0.3% to 88.8%.

The average positivity rate across Ontario has increased since yesterday by 0.4% to 5.9%, meaning that 59 out of every 1,000 tests performed were positive for COVID-19 on January 25.

Ontario is reporting 63 new COVID-19 deaths today, including 35 in long-term care homes. Hospitalizations have increased by 68 from yesterday to 1,466, with the number of patients with COVID-19 in ICUs decreasing by 14 to 383, and the number of patients with COVID-19 on ventilators increasing by 15 to 298.

A total of 30,717 tests were completed yesterday, with the backlog of tests under investigation increasing by 21,414 to 36,405. A total of 295,817 doses of vaccine have now been administered, an increase of 9,707 from yesterday, with 83,285 vaccinations completed (i.e., both doses administered), an increase of 12,029 from yesterday.

There are 12 new cases in Ontario schools, including 6 student cases and 6 cases among people not identified. There are 37 new cases in licensed child care settings in Ontario, an increase of 7 from yesterday, with 8 cases among children and 29 cases among staff.

In the greater Kawarthas region, there are 11 new cases to report, including 6 in Peterborough, 3 in Kawartha Lakes, and 2 in Northumberland. There are no new cases in Hastings Prince Edward or Haliburton.

Of the new cases in Ontario schools, there are 4 student cases at Lindsay Collegiate and Vocational Institute and 1 student case at Rolling Hills Public School, both in Kawartha Lakes.

An outbreak at Peterborough Retirement Residence was declared on January 26. There is 1 new COVID-related hospitalization in Peterborough.

An additional 10 cases have been resolved, including 5 in Peterborough and 5 in Hastings Prince Edward. An outbreak at Tower of Port Hope has been declared resolved.

There are currently 155 active cases in the greater Kawarthas region, a decrease of 4 from yesterday, including 68 in Kawartha Lakes, 43 in Peterborough, 26 in Northumberland, 13 in Hastings Prince Edward (7 in Quinte West, 5 in Belleville, and 1 in Prince Edward County), and 5 in Haliburton.

Since the pandemic began in the greater Kawarthas region, there have been 521 confirmed positive cases in the Peterborough area (471 resolved with 7 deaths), 413 in the City of Kawartha Lakes (314 resolved with 39 deaths), 365 in Northumberland County (331 resolved with 6 deaths), 47 in Haliburton County (42 resolved with no deaths), and 365 in Hastings and Prince Edward counties (347 resolved with 5 deaths). The most recent three deaths were reported in Kawartha Lakes on January 25.

The provincial data in this report is pulled from Ontario's integrated Public Health Information System (iPHIS) at 12 p.m. the previous day. Data from local health units is more current and is usually reflected in the provincial data the following day. There may be discrepancies between the Ontario data reported today (which is from yesterday) and the local health unit data reported today (which is from today).

Haliburton, Kawartha, Pine Ridge District Health Unit

The Haliburton, Kawartha, Pine Ridge District Health Unit's service area is the City of Kawartha Lakes, Northumberland County, and Haliburton County.

The health unit provides reports from Monday to Saturday, excluding statutory holidays.

Confirmed positive: 825, including 413 in Kawartha Lakes, 365 in Northumberland, and 47 in Haliburton (increase of 5, including 3 in Kawartha Lakes and 2 in Northumberland)*

Active cases: 99, including 68 in Kawartha Lakes, 26 in Northumberland, and 5 in Haliburton (no change)

Probable cases: 2 in Kawartha Lakes (no change)

High-risk contacts: 152, including 74 in Kawartha Lakes, 52 in Northumberland, and 13 in Haliburton (no change)**

Hospitalizations (total to date): 31, including 21 in Kawartha Lakes, 8 in Northumberland, and 2 in Haliburton (no change)***

Deaths (including among probable cases): 45, including 39 in Kawartha Lakes and 6 in Northumberland (no change)

Resolved: 687, including 314 in Kawartha Lakes, 331 in Northumberland, 42 in Haliburton (no change)

Institutional outbreaks: Hope St. Terrace long-term care home in Port Hope, Caressant Care McLaughlin Road long-term care home in Lindsay, Golden Plough Lodge in Cobourg, Warkworth Place long-term care home in Warkworth, Caressant Care retirement home in Lindsay, Caressant Care nursing home in Lindsay (decrease of 1)****

**The health unit states that total counts and counts for individual counties may fluctuate from previously reported counts as cases are transferred to or from the health unit based on case investigation details and routine data cleaning.*

***This total includes an additional 13 high-risk contacts directly followed up through the Public Health Ontario contact tracing process that are missing the contacts' county.*

****As of January 26, Ross Memorial Hospital in Lindsay reports 2 patients hospitalized with COVID-19, an increase of 1 from yesterday.*

****An outbreak at Tower of Port Hope has been declared resolved.*

Province of Ontario

Confirmed positive: 258,700 (increase of 1,740)

Resolved: 229,755 (increase of 2,261, 88.8% of all cases)

Positivity rate: 5.9% (increase of 0.4%)

Hospitalized: 1,466 (increase of 68)

Hospitalized and in ICU: 383 (decrease of 14)

Hospitalized and in ICU on ventilator: 298 (increase of 15)

Deaths: 5,909 (increase of 63)

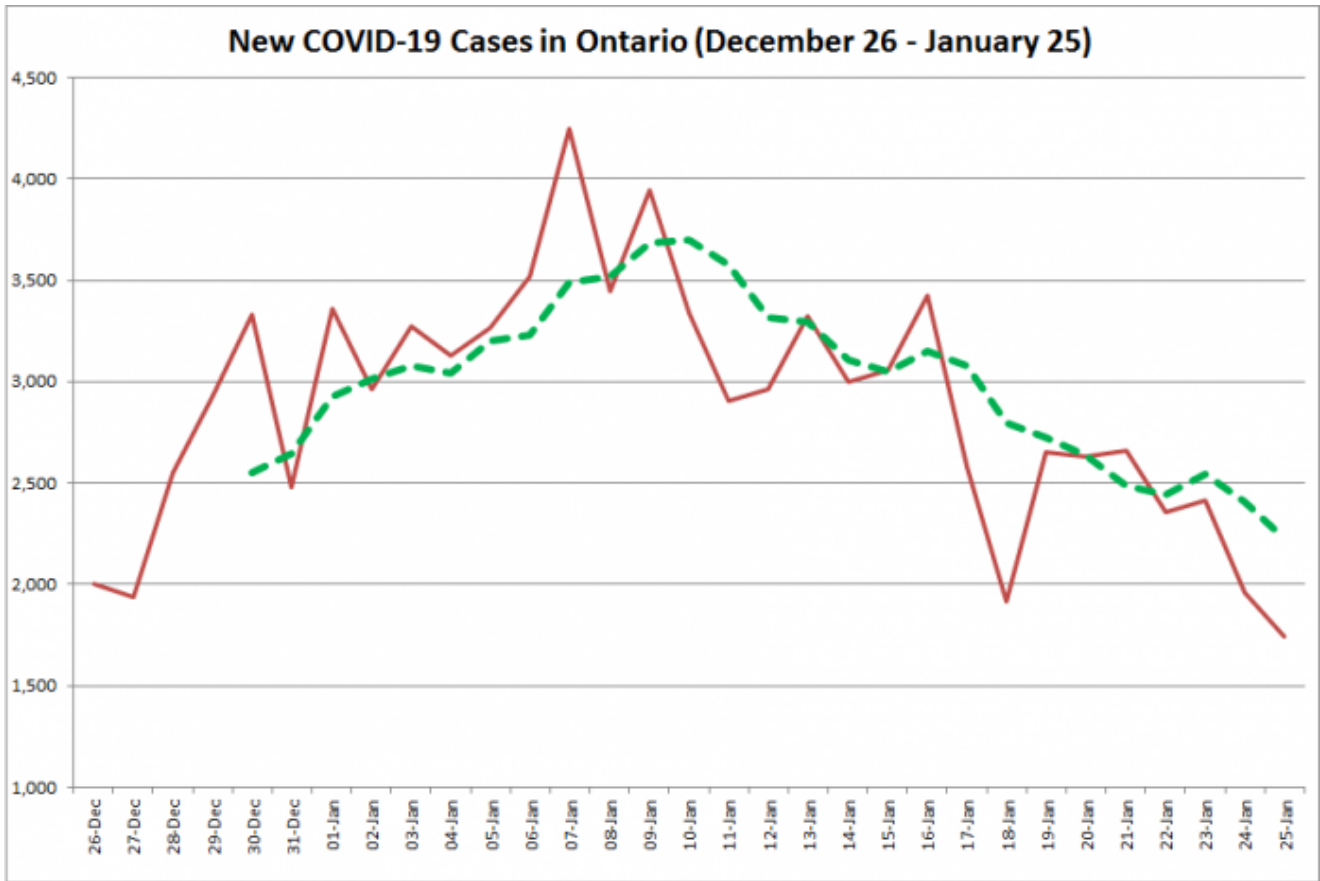
Deaths of residents in long-term care homes: 3,462 (increase of 35)

Total tests completed: 9,375,676 (increase of 30,717)

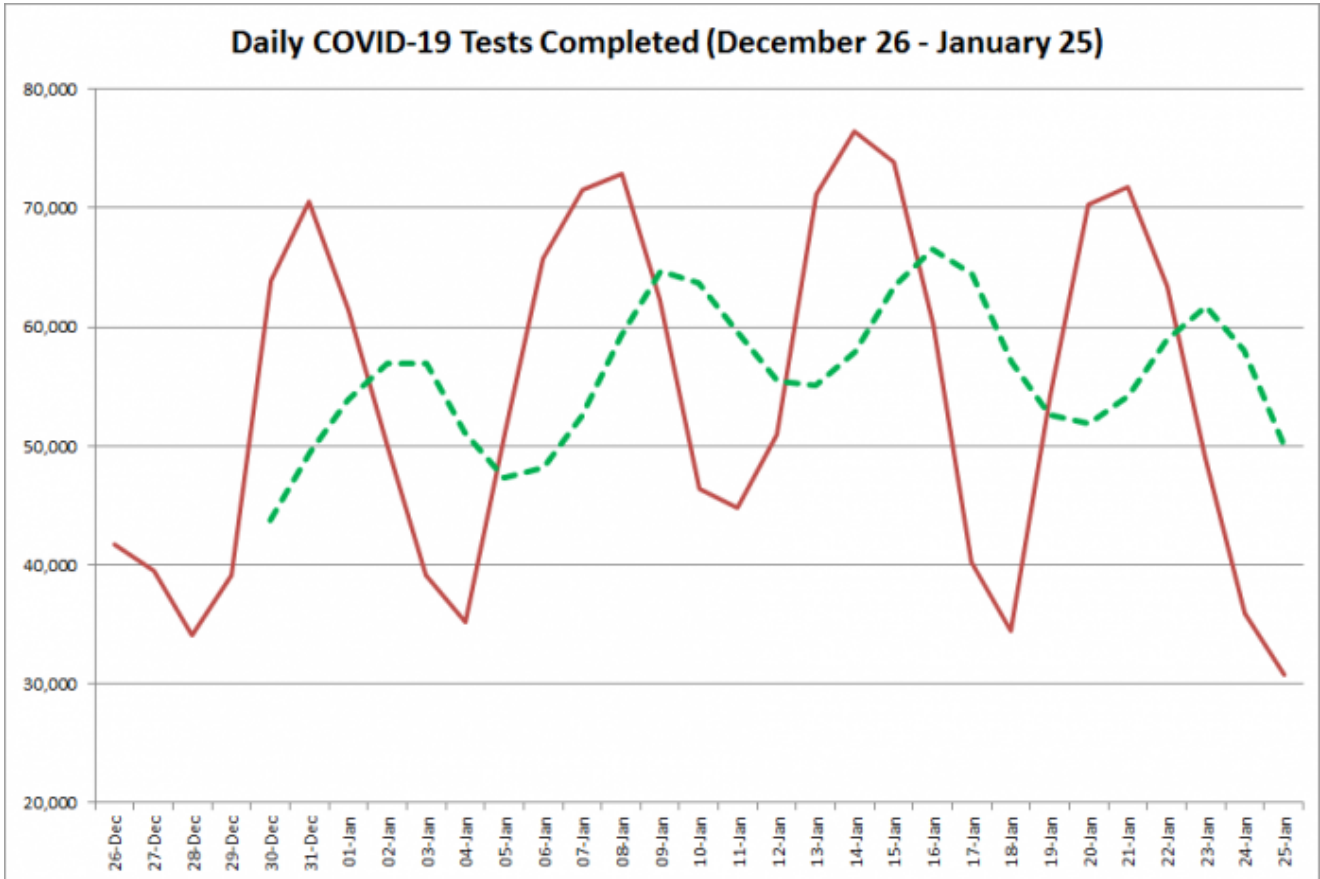
Tests under investigation: 36,405 (increase of 21,414)

Vaccination doses administered: 295,817 (increase of 9,707)

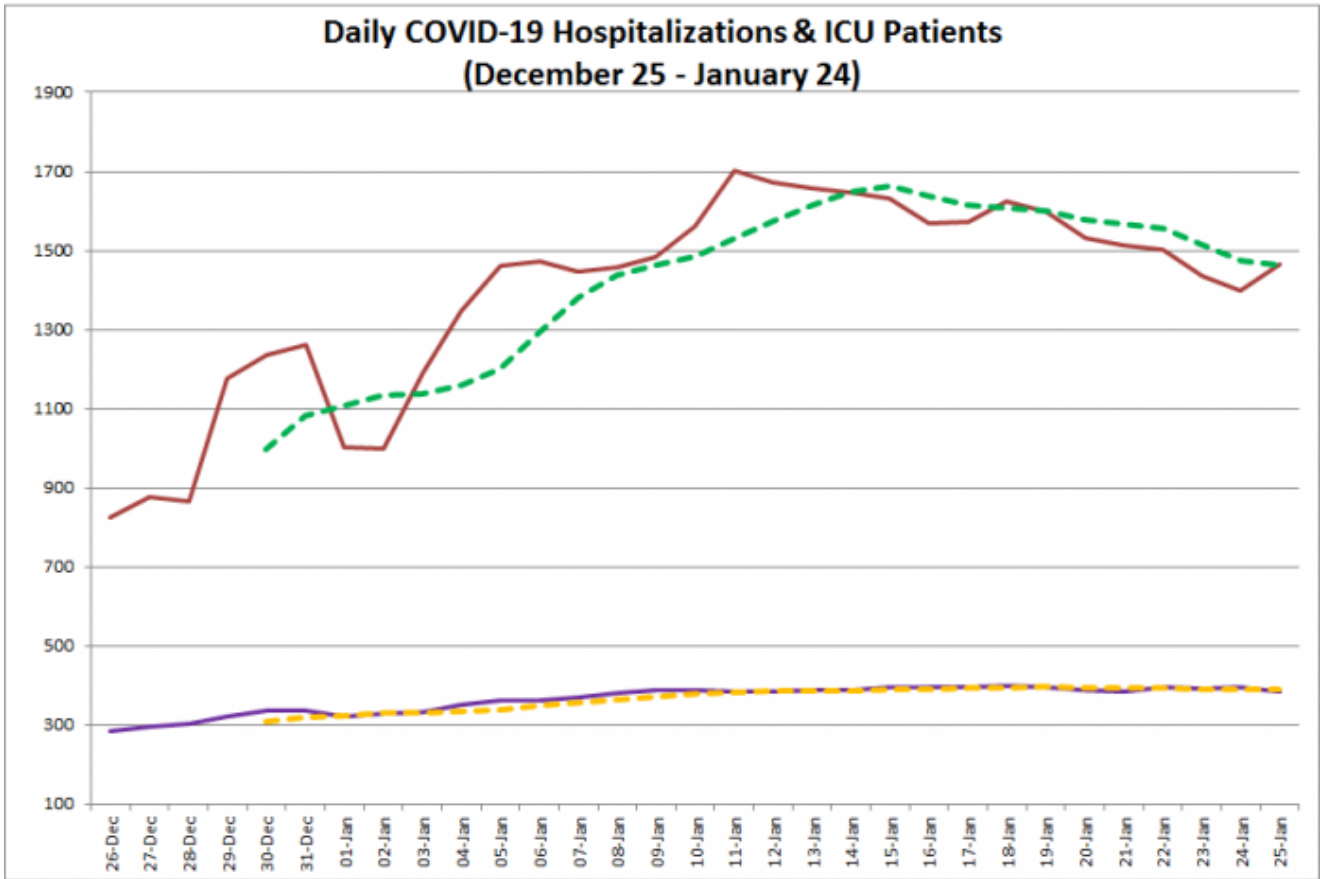
Vaccination completed (both doses): 83,285 (increase of 12,029)



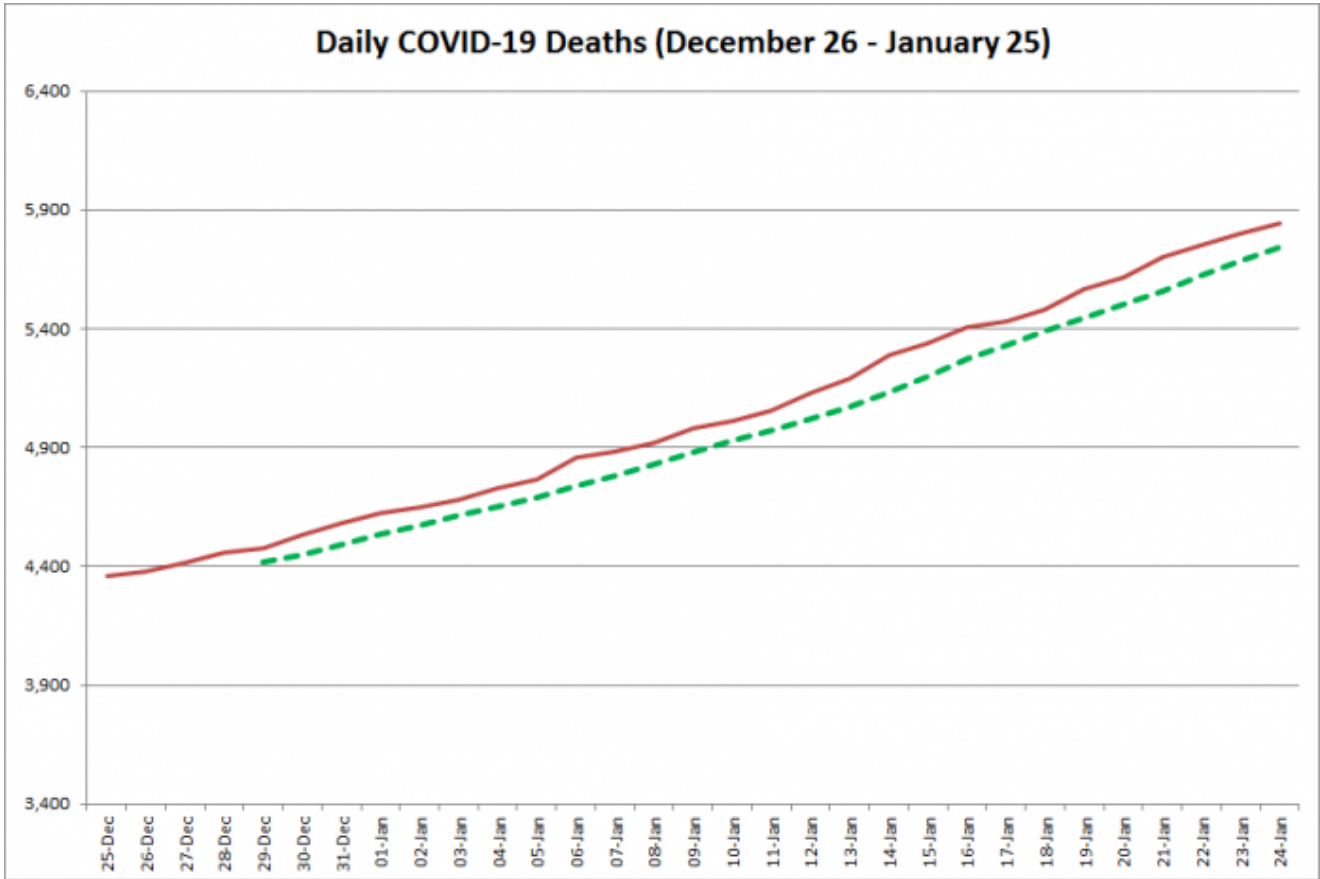
COVID-19 cases in Ontario from December 26, 2020 – January 25, 2021. The red line is the number of new cases reported daily, and the dotted green line is a five-day moving average of new cases. (Graphic: kawarthaNOW.com)



COVID-19 tests completed in Ontario from December 26, 2020 – January 25, 2021. The red line is the number of tests completed daily, and the dotted green line is a five-day moving average of tests completed. (Graphic: kawarthaNOW.com)



COVID-19 hospitalizations and ICU admissions in Ontario from December 26, 2020 – January 25, 2021. The red line is the daily number of COVID-19 hospitalizations, the dotted green line is a five-day moving average of hospitalizations, the purple line is the daily number of patients with COVID-19 in ICUs, and the dotted orange line is a five-day moving average of patients with COVID-19 in ICUs. (Graphic: kawarthaNOW.com)



COVID-19 deaths in Ontario from December 26, 2020 – January 25, 2021. The red line is the cumulative number of daily deaths, and the dotted green line is a five-day moving average of daily deaths. (Graphic: kawarthaNOW.com)

For more information about COVID-19 in Ontario, visit covid-19.ontario.ca.

Comments
