

# Ontario reports 2,359 new COVID-19 cases, including 14 in greater Kawarthas region

[kawarthanow.com/2021/01/23/covid-19-update-for-peterborough-and-the-greater-kawarthas-region-january-23-2021/](https://kawarthanow.com/2021/01/23/covid-19-update-for-peterborough-and-the-greater-kawarthas-region-january-23-2021/)

January 23, 2021

## Regional active cases decrease to 172, with 9 new cases in Peterborough, 4 in Kawartha Lakes, and 1 in Northumberland

By [kawarthaNOW](#) -  
Published



Here's an update on COVID-19 cases in Ontario as well as in the greater Kawarthas region.

Ontario is reporting 2,359 new cases today, the sixth day in a row of increases under 3,000. The seven-day average of daily cases across the province has fallen for 12 straight days, decreasing today by 100 to 2,603.

In the greater Kawarthas region, there are 14 new cases to report and 16 additional cases resolved, with the number of active cases across the region decreasing by 2 to 172. There are two new outbreaks to report in long-term care settings in Lindsay.

Most of today's new cases are in Toronto (708), Peel (422), York (220), Hamilton (107), Ottawa (101), and Windsor-Essex (100).

There are double-digit increases in Niagara (94), Simcoe Muskoka (87), Waterloo (86), Halton (77), Durham (68), Wellington-Dufferin-Guelph (61), Middlesex-London (55), Eastern Ontario (29), Thunder Bay (21), Southwestern (21), Lambton (15), Huron Perth (14), Sudbury (12), and Haliburton, Kawartha, Pine Ridge (11), with smaller increases in Brant (9), Haldimand-Norfolk (9), Chatham-Kent (8), and Peterborough (6).

The remaining 10 health units are reporting 5 or fewer new cases, with 4 health units reporting no new cases at all.

Of today's new cases, 50% are among people 39 and younger, with the highest number of cases (870) among people ages 20-39, followed by 633 cases among people ages 40-59. With 3,025 more cases resolved since yesterday, the percentage of resolved cases has increased by 0.4% to 88.0%.

The average positivity rate across Ontario has increased since yesterday by 1.2% to 4.5%, meaning that 45 out of every 1,000 tests performed were positive for COVID-19 on January 22.

Ontario is reporting 52 new COVID-19 deaths today, including 25 in long-term care homes. Hospitalizations have decreased by 11 from yesterday to 1,501, but the number of patients with COVID-19 in ICUs has increased by 12 to 395, and the number of patients with COVID-19 on ventilators has increased by 8 to 299.

A total of 63,453 tests were completed yesterday, with the backlog of tests under investigation decreasing by 3,972 to 37,847. A total of 276,146 doses of vaccine have now been administered, with 11,161 daily doses administered and 57,907 total vaccinations completed (i.e., both doses administered).

In the greater Kawarthas region, there are 14 new cases to report, including 9 in Peterborough, 4 in Kawartha Lakes, and 1 in Northumberland. For the second day in a row, there are no new cases in Hastings Prince Edward. There are no new cases to report in Haliburton.

An outbreak at Caressant Care retirement home in Lindsay was reported on January 23, and an outbreak at Caressant Care nursing home in Lindsay was reported on January 22 (both homes are located at 240 Mary St.). These are in addition to the outbreak at Caressant Care McLaughlin Road long-term care home in Lindsay where, as of January 21, 19 residents and 15 staff have tested positive for COVID-19.

There is 1 new hospitalization in Kawartha Lakes.

An additional 16 cases have been resolved, including 7 in Peterborough, 6 in Northumberland, 1 in Kawartha Lakes, 1 in Haliburton, and 1 in Hastings Prince Edward.

There are currently 172 active cases in the greater Kawarthas region, a decrease of 2 from yesterday, including 64 in Kawartha Lakes, 47 in Peterborough, 34 in Northumberland, 21 in Hastings Prince Edward (11 in Quinte West, 9 in Belleville, and 1 in Prince Edward County), and 6 in Haliburton.

Since the pandemic began in the greater Kawarthas region, there have been 511 confirmed positive cases in the Peterborough area (457 resolved with 7 deaths), 392 in the City of Kawartha Lakes (305 resolved with 36 deaths), 355 in Northumberland County (315 resolved with 6 deaths), 46 in Haliburton County (40 resolved with no deaths), and 364 in Hastings and Prince Edward counties (338 resolved with 5 deaths). The most recent death was reported in Peterborough on January 21.

The provincial data in this report is pulled from Ontario's integrated Public Health Information System (iPHIS) at 12 p.m. the previous day. Data from local health units is more current and is usually reflected in the provincial data the following day. There may be discrepancies between the Ontario data reported today (which is from yesterday) and the local health unit data reported today (which is from today).

## **Haliburton, Kawartha, Pine Ridge District Health Unit**

---

The Haliburton, Kawartha, Pine Ridge District Health Unit's service area is the City of Kawartha Lakes, Northumberland County, and Haliburton County.

*The health unit provides reports from Monday to Saturday, excluding statutory holidays.*

**Confirmed positive:** 794, including 392 in Kawartha Lakes, 355 in Northumberland, and 46 in Haliburton (increase of 5, including 4 in Kawartha Lakes and 1 in Northumberland)\*

**Active cases:** 105, including 64 in Kawartha Lakes, 34 in Northumberland, and 6 in Haliburton (net decrease of 2)

**Probable cases:** 3, including 2 in Kawartha Lakes and 1 in Northumberland (no net change)

**High-risk contacts:** 150, including 70 in Kawartha Lakes, 55 in Northumberland, and 12 in Haliburton (net decrease of 7)\*\*

**Hospitalizations (total to date):** 30, including 21 in Kawartha Lakes, 8 in Northumberland, and 1 in Haliburton (increase of 1 in Kawartha Lakes)\*\*\*

**Deaths (including among probable cases):** 42, including 36 in Kawartha Lakes and 6 in Northumberland (no change)

**Resolved:** 660, including 305 in Kawartha Lakes, 315 in Northumberland, 40 in Haliburton (increase of 8, including 1 in Kawartha Lakes, 6 in Northumberland, and 1 in Haliburton)

**Institutional outbreaks:** Hope St. Terrace long-term care home in Port Hope, Fenelon Court in Fenelon Falls, Maplewood long-term care home in Brighton, Caressant Care

McLaughlin Road long-term care home in Lindsay, Tower of Port Hope, Canadian Centre for Addictions in Port Hope, Warkworth Place long-term care home in Warkworth, Caressant Care retirement home in Lindsay, Caressant Care nursing home in Lindsay (increase of 2)\*\*\*\*

*\*The health unit states that total counts and counts for individual counties may fluctuate from previously reported counts as cases are transferred to or from the health unit based on case investigation details and routine data cleaning.*

*\*\*This total includes an additional 13 high-risk contacts directly followed up through the Public Health Ontario contact tracing process that are missing the contacts' county.*

*\*\*\*As of January 22, Ross Memorial Hospital in Lindsay reports 1 patient is hospitalized with COVID-19*

*\*\*\*An outbreak at Caressant Care retirement home in Lindsay was reported on January 23, and an outbreak at Caressant Care nursing home in Lindsay was reported on January 22 (both homes are located at 240 Mary St.). These are in addition to the outbreak at Caressant Care McLaughlin Road long-term care home in Lindsay where, as of January 21, 19 residents and 15 staff have tested positive for COVID-19.*

## Province of Ontario

---

**Confirmed positive:** 252,585 (increase of 2,359)

**Resolved:** 222,287 (increase of 3,025, 88.0% of all cases)

**Positivity rate:** 4.5% (decrease of 1.2%)

**Hospitalized:** 1,501 (decrease of 11)

**Hospitalized and in ICU:** 395 (increase of 12)

**Hospitalized and in ICU on ventilator:** 299 (increase of 8)

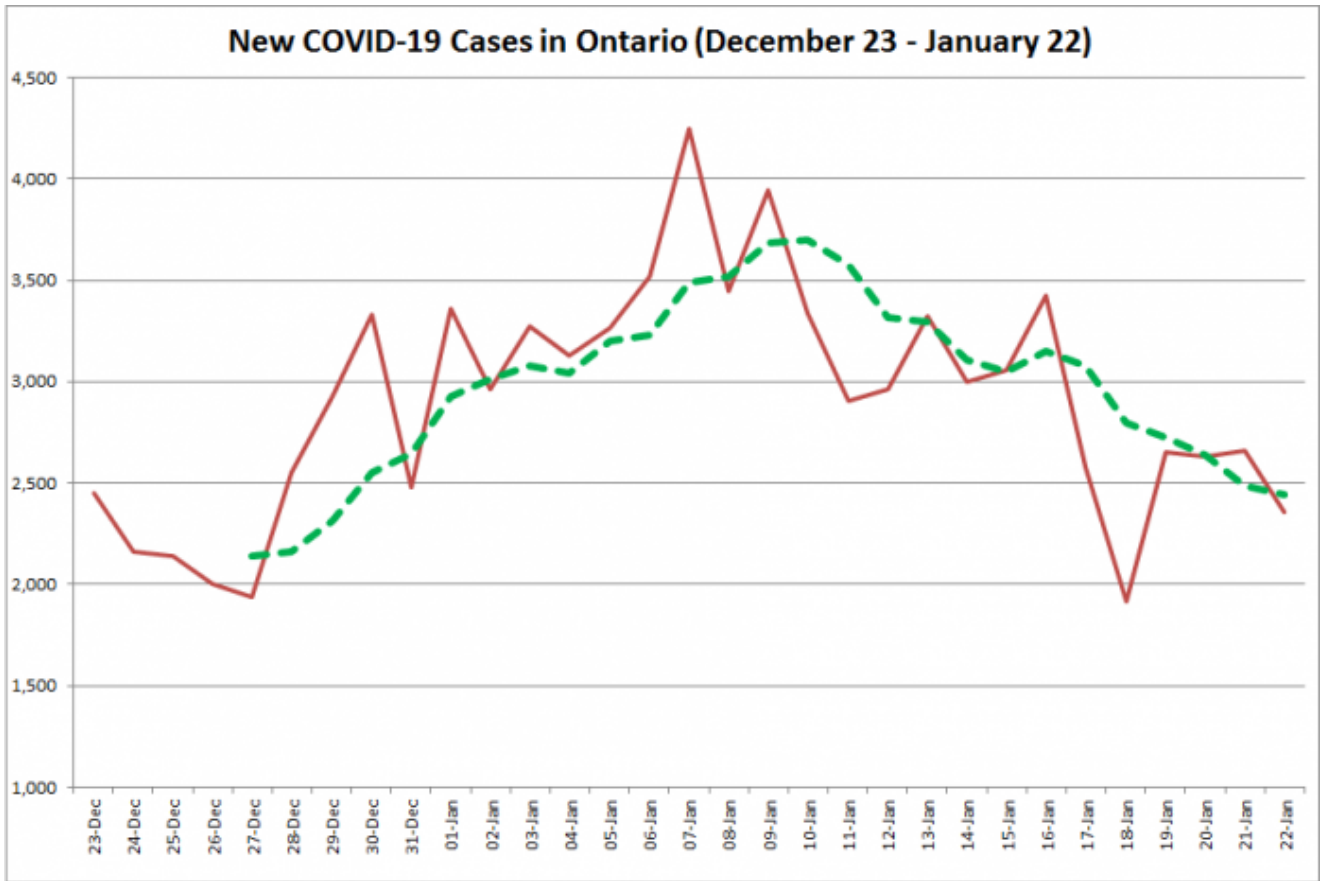
**Deaths:** 5,753 (increase of 52)

**Deaths of residents in long-term care homes:** 3,375 (increase of 25)

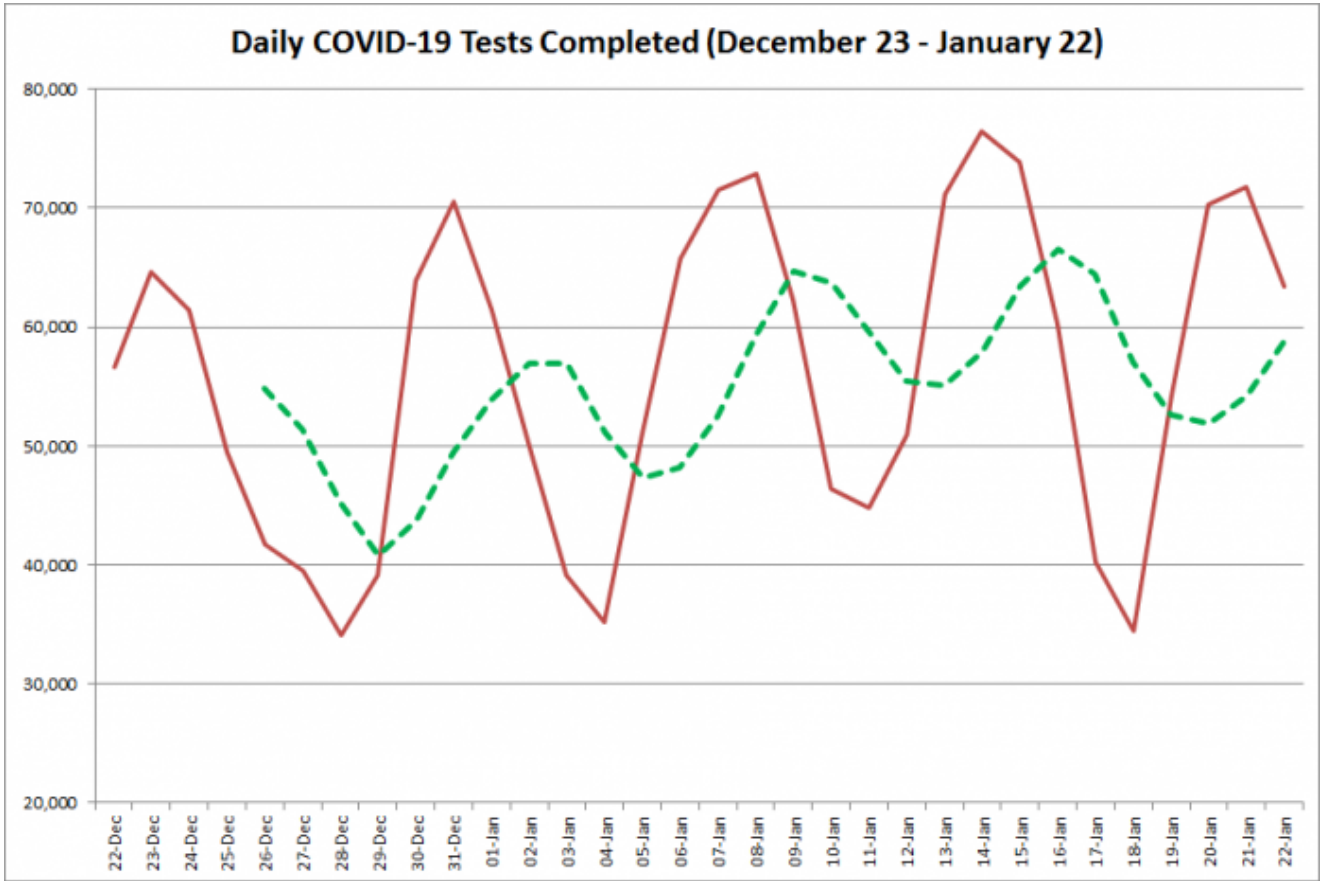
**Total tests completed:** 9,260,044 (increase of 63,453)

**Tests under investigation:** 37,847 (decrease of 3,972)

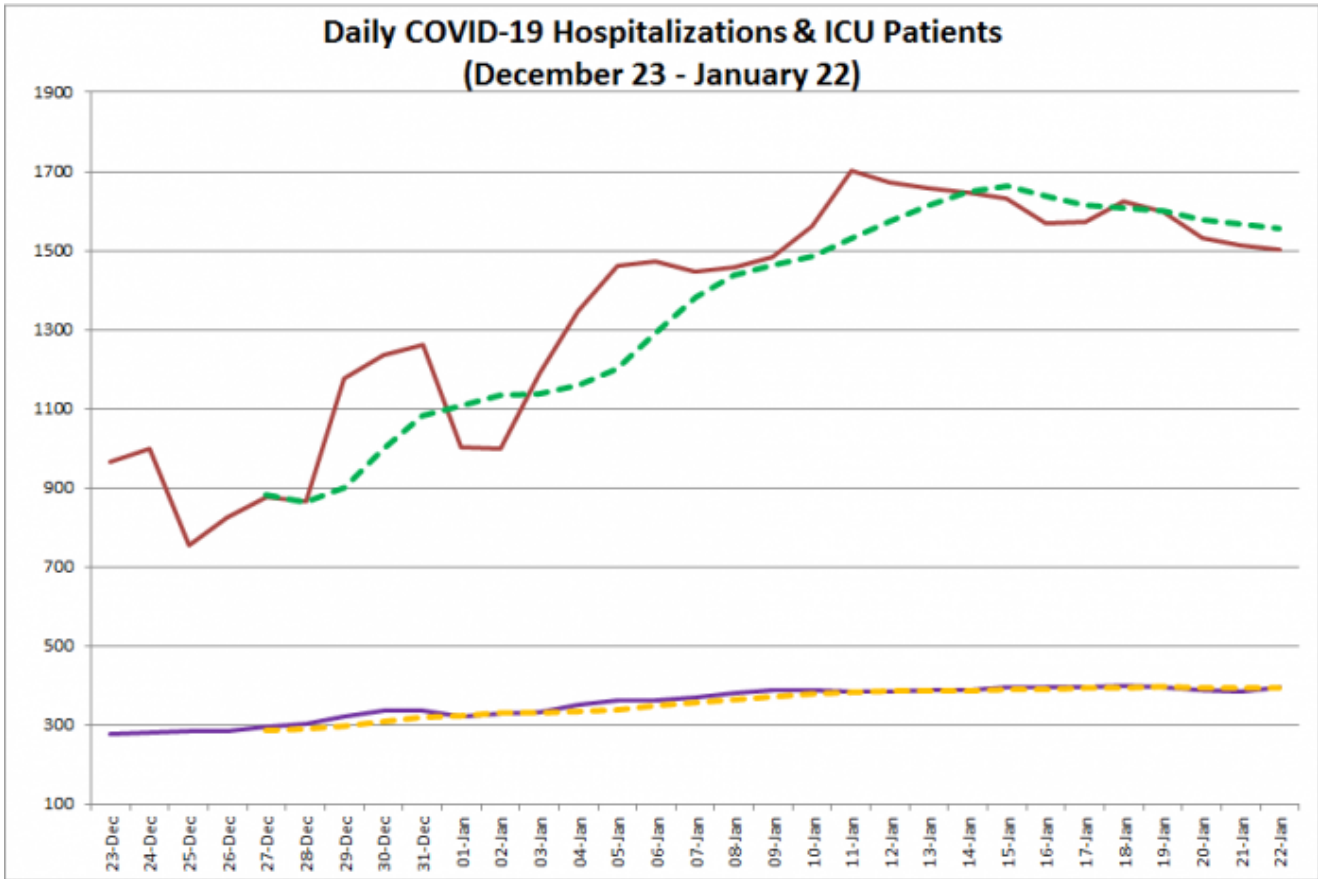
**Vaccinations:** 11,161 daily doses administered, 276,146 total doses administered, 57,907 total vaccinations completed (both doses)



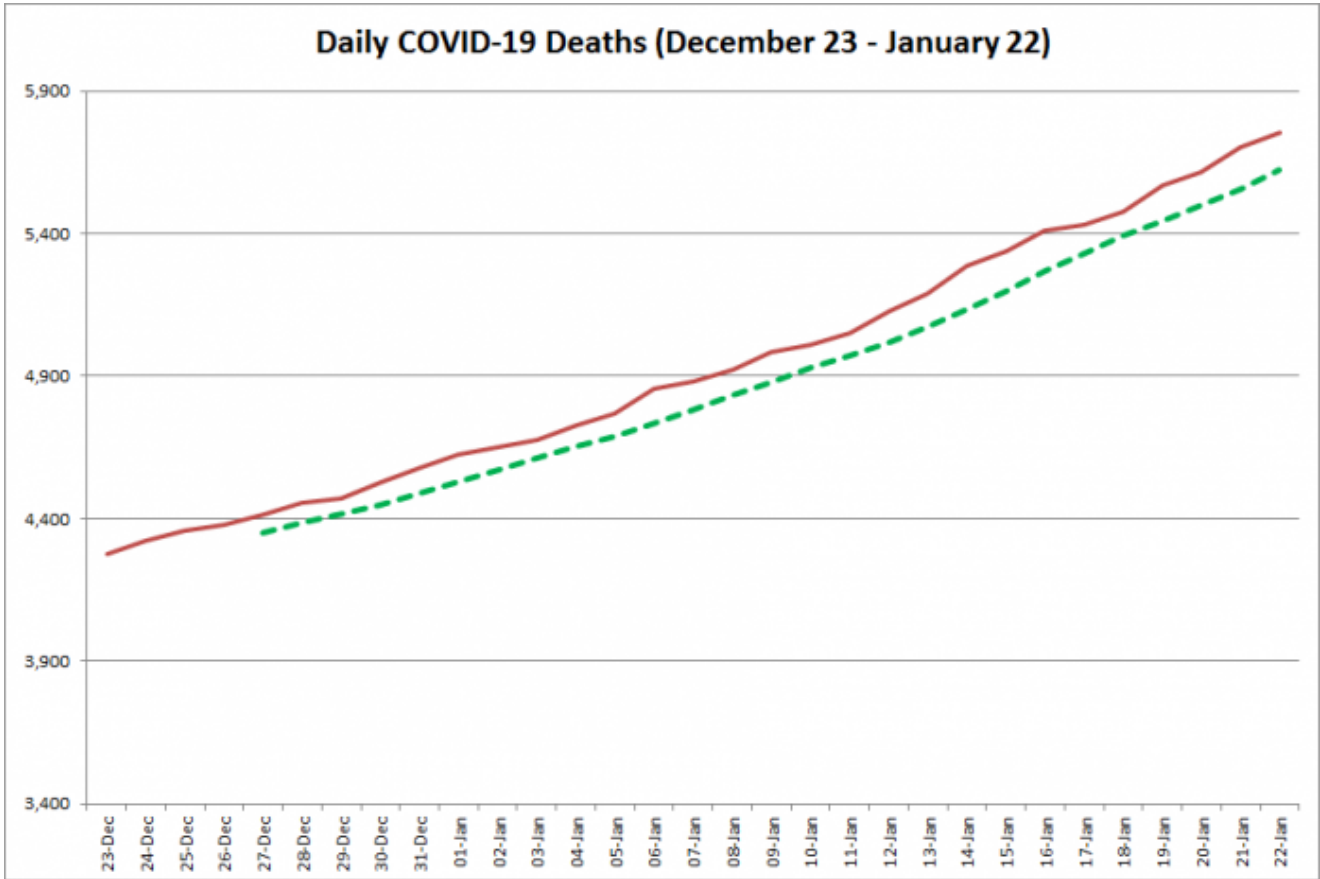
COVID-19 cases in Ontario from December 23, 2020 – January 22, 2021. The red line is the number of new cases reported daily, and the dotted green line is a five-day moving average of new cases. (Graphic: kawarthaNOW.com)



COVID-19 tests completed in Ontario from December 23, 2020 – January 22, 2021. The red line is the number of tests completed daily, and the dotted green line is a five-day moving average of tests completed. (Graphic: kawarthaNOW.com)



COVID-19 hospitalizations and ICU admissions in Ontario from December 23, 2020 – January 22, 2021. The red line is the daily number of COVID-19 hospitalizations, the dotted green line is a five-day moving average of hospitalizations, the purple line is the daily number of patients with COVID-19 in ICUs, and the dotted orange line is a five-day moving average of patients with COVID-19 in ICUs. (Graphic: kawarthaNOW.com)



COVID-19 deaths in Ontario from December 23, 2020 – January 22, 2021. The red line is the cumulative number of daily deaths, and the dotted green line is a five-day moving average of daily deaths. (Graphic: kawarthaNOW.com)

For more information about COVID-19 in Ontario, visit [covid-19.ontario.ca](https://covid-19.ontario.ca).

## Comments

---