

2,632 new COVID-19 cases in Ontario, 35 new cases in Kawartha Lakes, 1 new death in Peterborough

kawarthanow.com/2021/01/21/covid-19-update-for-peterborough-and-the-greater-kawarthas-region-january-21-2021/

January 21, 2021

Regional active cases jump to 170 with new outbreak at Lindsay long-term care home

By [kawarthaNOW](#) -

Published January 21, 2021 | Updated at 5:12 pm



An outbreak at Caressant Care McLaughlin Road long-term care home in Lindsay is responsible for 33 new COVID-19 cases in Kawartha Lakes as of January 21, 2021. (Photo: Google Maps)

Here's an update on COVID-19 cases in Ontario as well as in the greater Kawarthas region.

Ontario is reporting 2,632 new cases today — a total that includes 102 cases in Toronto that were not previously recorded on January 18 due to a technical issue. Excluding those previous cases, there are 2,530 new cases today. The seven-day average of daily cases across the province has now decreased by 99 to 2,751.

In the greater Kawarthas region, there are 46 new cases to report and 11 additional cases resolved, with the number of active cases across the region increasing by 34 to 170. Most of the new cases in the region today are in Kawartha Lakes, due to an outbreak at Caressant Care McLaughlin Road long-term care home in Lindsay. There is 1 new COVID-related death to report in Peterborough, and an outbreak has been declared at Peterborough Regional Health Centre.

Most of today's new cases are in Toronto (807, including 102 cases from January 18 previously not reported due to a technical issue), Peel (412), York (245), Ottawa (162), and Waterloo (118).

There are double-digit increases in Durham (92), Windsor-Essex (92), Niagara (90), Middlesex-London (76), Simcoe Muskoka (70), Hamilton (69), Halton (52), Wellington-Dufferin-Guelph (49), Lambton (45), Eastern Ontario (32), Haliburton, Kawartha, Pine Ridge (31), Southwestern (19), Huron Perth (18), Brant (13), with smaller increases in Sudbury (9), Haldimand-Norfolk (7), Peterborough (6), and Chatham-Kent (6).

The remaining 11 health units are reporting 5 or fewer new cases, with 3 health units reporting no new cases at all.

Of today's new cases, 50% are among people 39 and younger, with the highest number of cases (1,004) among people ages 20-39, followed by 782 cases among people ages 40-59. With 2,99 more cases resolved since yesterday, the percentage of resolved cases has increased by 0.3% to 87.2%. The average positivity rate across Ontario has decreased since yesterday by 0.6% to 4.3%, meaning that 43 out of every 1,000 tests performed were positive for COVID-19 on January 20.

Ontario is reporting 46 new COVID-19 deaths today, including 33 in long-term care homes. Hospitalizations have decreased by 65 from yesterday to 1,533, with the number of patients with COVID-19 in ICUs decreasing by 7 to 388, and the number of patients with COVID-19 on ventilators decreasing by 3 to 293.

A total of 70,256 tests were completed yesterday, with the backlog of tests under investigation increasing by 3,908 to 52,871. A total of 253,817 doses of vaccine have now been administered, with 15,899 daily doses administered and 40,225 total vaccinations completed (i.e., both doses administered).

Due to the remote learning period during the state of emergency, there will be no data to report for schools in the greater Kawarthas region until in-person learning resumes on January 25th. There are 32 new cases in licensed child care settings in Ontario, an increase of 6 from yesterday, with 16 cases among children and 16 cases among staff.

In the greater Kawarthas region, there are 46 new cases to report, including 35 in Kawartha Lakes, 4 in Peterborough, 3 in Northumberland, 2 in Haliburton, and 2 in Hastings Prince Edward.

Most of the new cases in the region today are in Kawartha Lakes, due to an outbreak at Caressant Care McLaughlin Road long-term care home in Lindsay. As of January 21, there are 18 confirmed cases among residents and 15 confirmed cases among staff, with additional test results pending. The health unit states that “full outbreak control measures are in place” at the home.

There has been 1 new COVID-related death in Peterborough. No details have been released by the health unit. An outbreak has been declared at Peterborough Regional Health Centre, involving 1 patient on the A2/B2 inpatient unit.

An additional 11 cases have been resolved, including 4 in Peterborough, 3 in Hastings Prince Edward, 2 in Northumberland, and 2 in Kawartha Lakes. The outbreak at Fairhaven long-term care home in Peterborough was declared resolved on January 21.

There are currently 170 in the greater Kawarthas region, an increase of 34 from yesterday, including 53 in Kawartha Lakes, 46 in Peterborough, 40 in Northumberland, 25 in Hastings Prince Edward (12 in Quinte West, 11 in Belleville, and 1 in Prince Edward County), and 6 in Haliburton.

Since the pandemic began in the greater Kawarthas region, there have been 499 confirmed positive cases in the Peterborough area (446 resolved with 6 deaths), 377 in the City of Kawartha Lakes (301 resolved with 36 deaths), 353 in Northumberland County (307 resolved with 6 deaths), 45 in Haliburton County (39 resolved with no deaths), and 364 in Hastings and Prince Edward counties (335 resolved with 5 deaths). The most recent death was reported in Northumberland on January 17.

The provincial data in this report is pulled from Ontario’s integrated Public Health Information System (iPHIS) at 12 p.m. the previous day. Data from local health units is more current and is usually reflected in the provincial data the following day. There may be discrepancies between the Ontario data reported today (which is from yesterday) and the local health unit data reported today (which is from today).

Haliburton, Kawartha, Pine Ridge District Health Unit

The Haliburton, Kawartha, Pine Ridge District Health Unit’s service area is the City of Kawartha Lakes, Northumberland County, and Haliburton County.

The health unit provides reports from Monday to Saturday, excluding statutory holidays.

Confirmed positive: 775, including 342 in Kawartha Lakes, 350 in Northumberland, and 43 in Haliburton (increase of 40, including 35 in Kawartha Lakes, 3 in Northumberland, and 2 in Haliburton)*

Active cases: 99, including 53 in Kawartha Lakes, 40 in Northumberland, and 6 in Haliburton (increase of 36, including 33 in Kawartha Lakes, 1 in Northumberland, and 2 in Haliburton)

Probable cases: 4 in Kawartha Lakes (increase of 2 in Kawartha Lakes)

High-risk contacts: 154, including 72 in Kawartha Lakes, 56 in Northumberland, and 12 in Haliburton (net decrease of 11)**

Hospitalizations (total to date): 29, including 20 in Kawartha Lakes, 8 in Northumberland, and 1 in Haliburton (no change)***

Deaths (including among probable cases): 42, including 36 in Kawartha Lakes and 6 in Northumberland (no change)

Resolved: 647, including 301 in Kawartha Lakes, 307 in Northumberland, 39 in Haliburton (increase of 4, including 2 in Kawartha Lakes and 2 in Northumberland)

Institutional outbreaks: Hope St. Terrace long-term care home in Port Hope, Fenelon Court in Fenelon Falls, Island Park Retirement Residence in Campbellford, Maplewood long-term care home in Brighton, Caressant Care McLaughlin Road long-term care home in Lindsay, Tower of Port Hope, Canadian Centre for Addictions in Port Hope, Golden Plough Lodge in Cobourg, Warkworth Place long-term care home in Warkworth (no change)

**Most of the new cases in Kawartha Lakes are related to an outbreak at Caressant Care McLaughlin Road in Lindsay. The health unit states that total counts and counts for individual counties may fluctuate from previously reported counts as cases are transferred to or from the health unit based on case investigation details and routine data cleaning.*

***This total includes an additional 14 high-risk contacts directly followed up through the Public Health Ontario contact tracing process that are missing the contacts' county.*

****As of January 20, Ross Memorial Hospital in Lindsay reports 3 patients are hospitalized with COVID-19, a decrease of 1 since yesterday.*

Province of Ontario

Confirmed positive: 247,564 (increase of 2,632)*

Resolved: 215,887 (increase of 2,990, 87.2% of all cases)

Positivity rate: 4.3% (decrease of 0.6%)

Hospitalized: 1,533 (decrease of 65)

Hospitalized and in ICU: 388 (decrease of 7)

Hospitalized and in ICU on ventilator: 293 (decrease of 3)

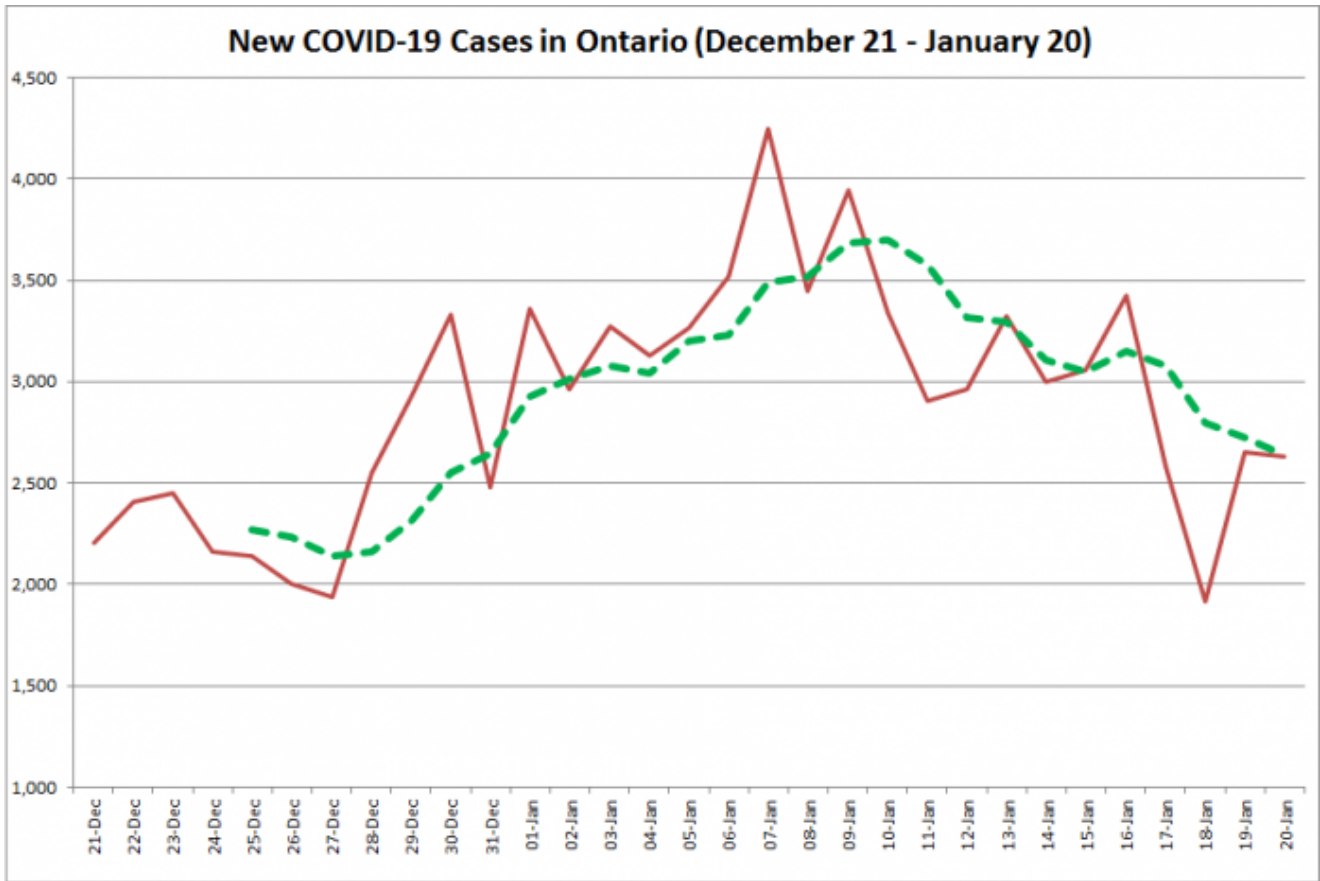
Deaths: 5,614 (increase of 46)

Deaths of residents in long-term care homes: 3,307 (increase of 33)

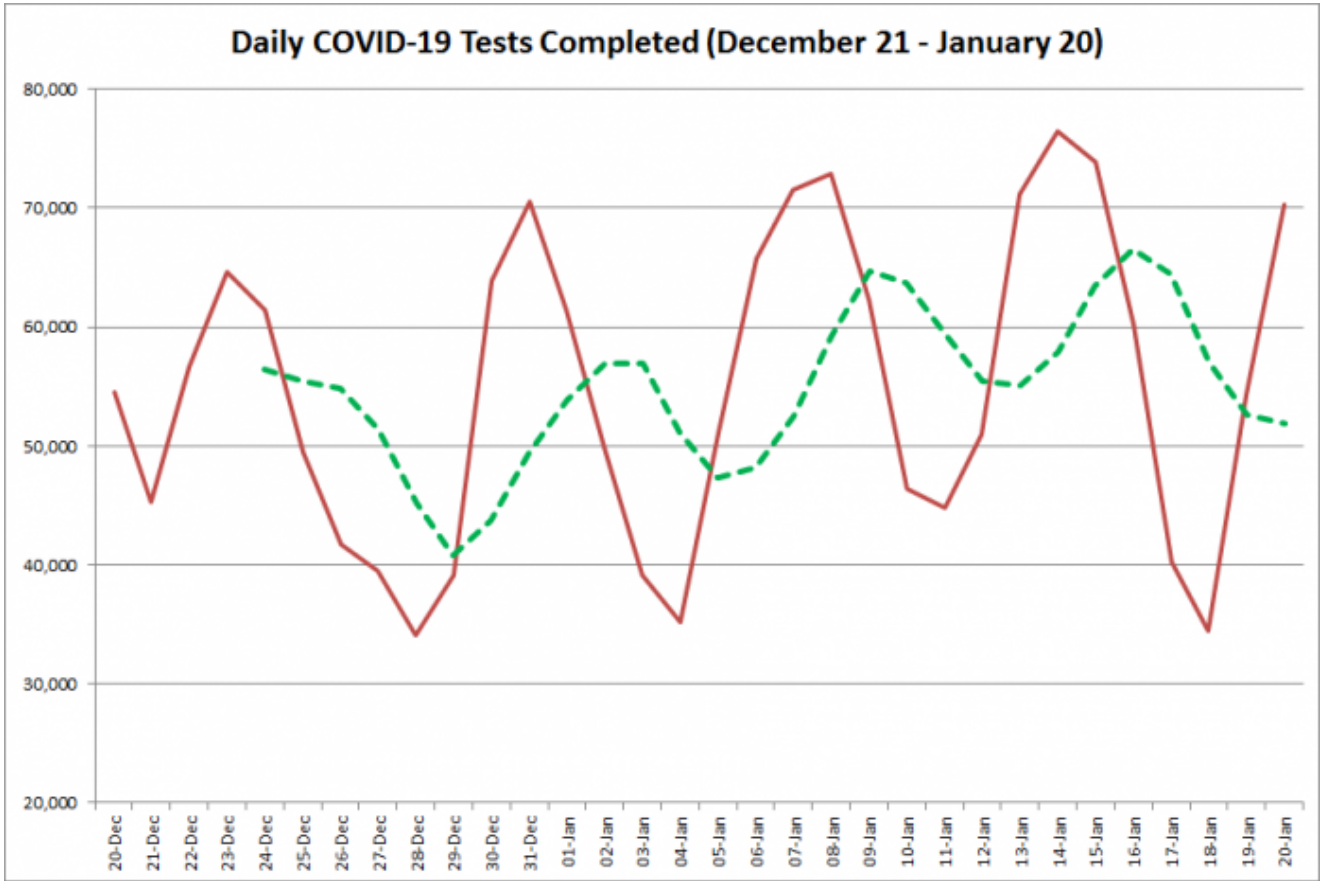
Total tests completed: 9,124,841 (increase of 70,256)

Tests under investigation: 52,871 (increase of 3,908)

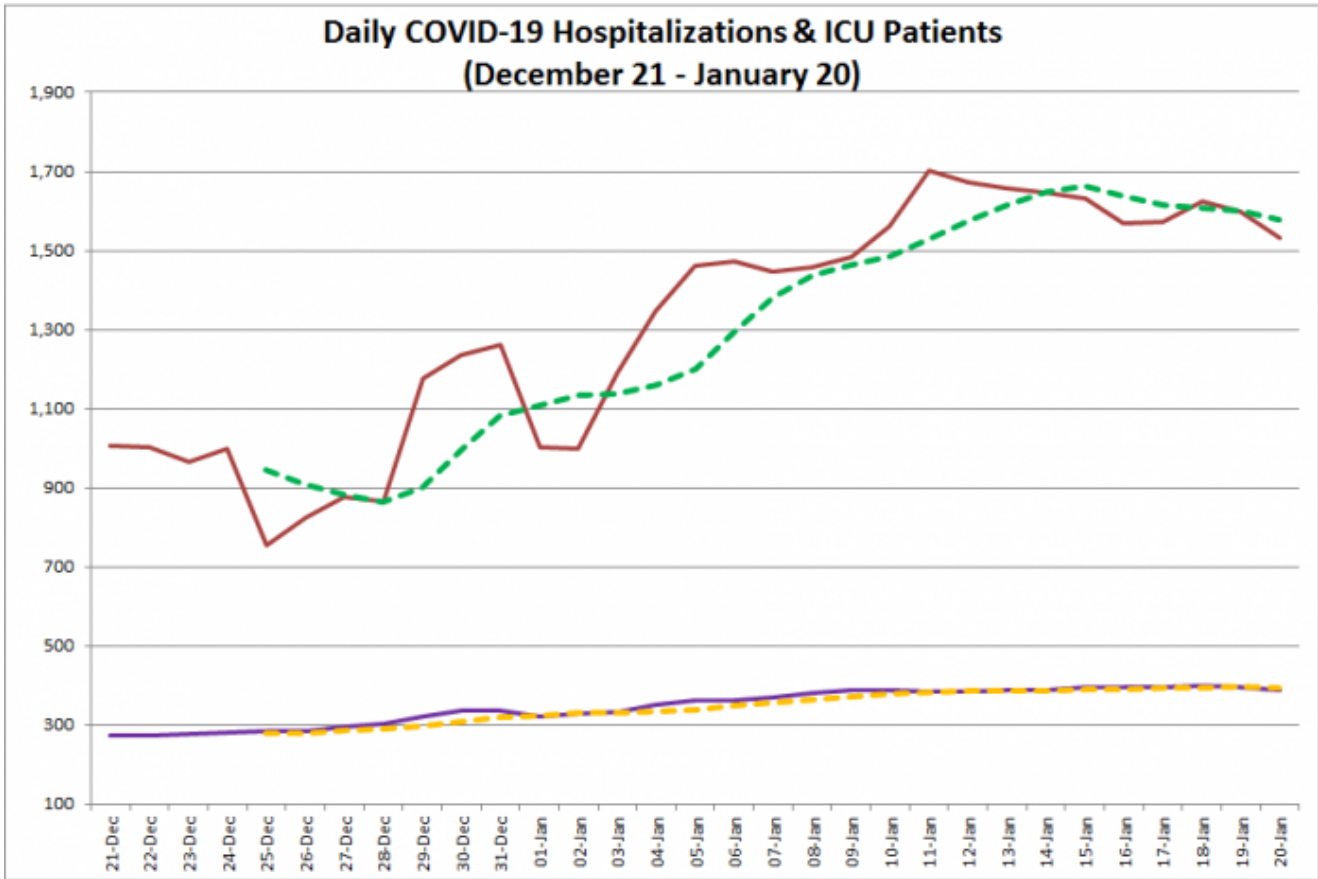
Vaccinations: 15,899 daily doses administered, 253,817 total doses administered, 40,225 total vaccinations completed (both doses)



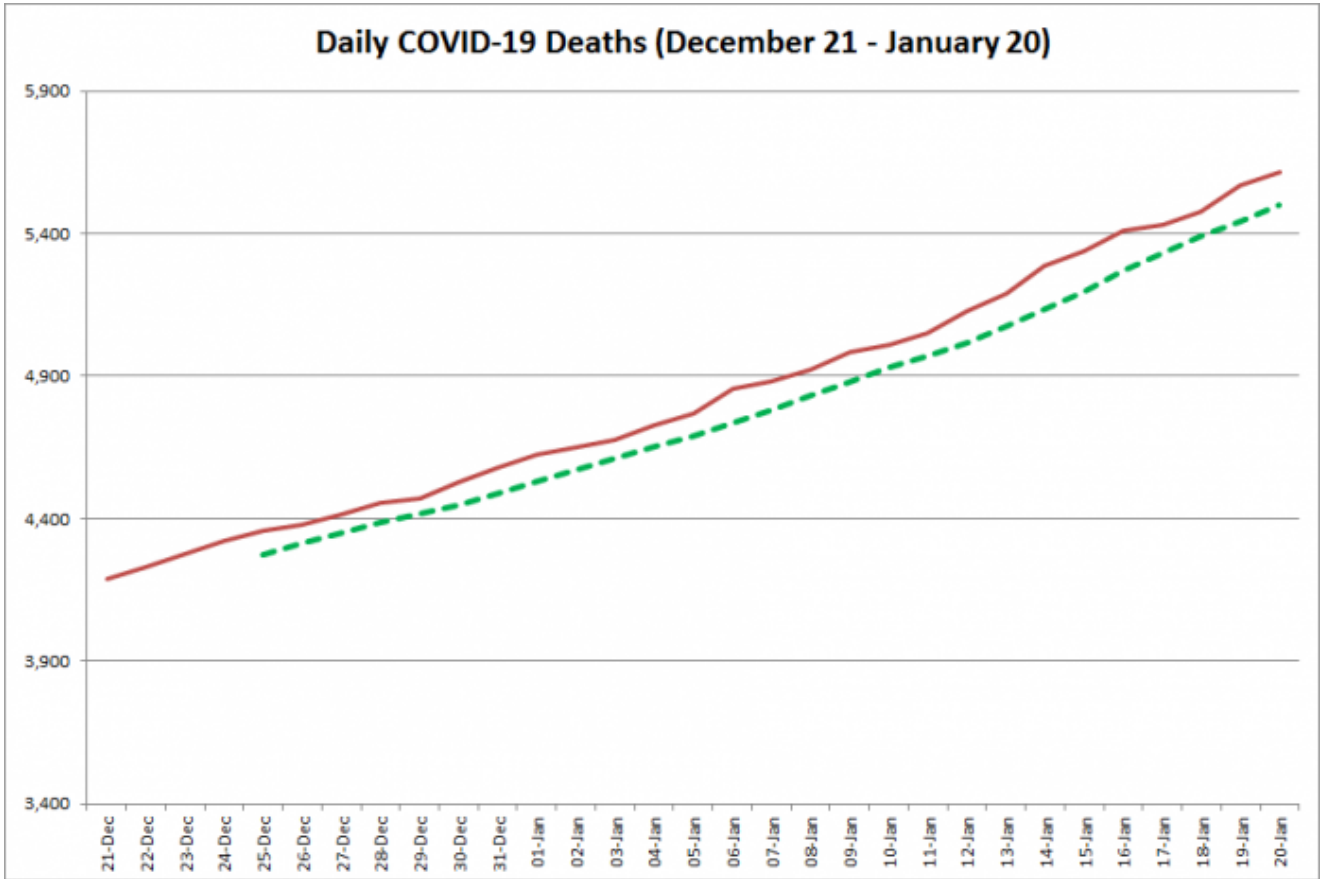
COVID-19 cases in Ontario from December 21, 2020 – January 20, 2021. The red line is the number of new cases reported daily, and the dotted green line is a five-day moving average of new cases. (Graphic: kawarthaNOW.com)



COVID-19 tests completed in Ontario from December 21, 2020 – January 20, 2021. The red line is the number of tests completed daily, and the dotted green line is a five-day moving average of tests completed. (Graphic: kawarthaNOW.com)



COVID-19 hospitalizations and ICU admissions in Ontario from December 21, 2020 – January 20, 2021. The red line is the daily number of COVID-19 hospitalizations, the dotted green line is a five-day moving average of hospitalizations, the purple line is the daily number of patients with COVID-19 in ICUs, and the dotted orange line is a five-day moving average of patients with COVID-19 in ICUs. (Graphic: kawarthaNOW.com)



COVID-19 deaths in Ontario from December 21, 2020 – January 20, 2021. The red line is the cumulative number of daily deaths, and the dotted green line is a five-day moving average of daily deaths. (Graphic: kawarthaNOW.com)

For more information about COVID-19 in Ontario, visit covid-19.ontario.ca.

Comments
