

# Ontario reports 1,913 new COVID-19 cases, including 16 in greater Kawarthas region

[kawarthanow.com/2021/01/19/covid-19-update-for-peterborough-and-the-greater-kawarthas-region-january-19-2021/](https://kawarthanow.com/2021/01/19/covid-19-update-for-peterborough-and-the-greater-kawarthas-region-january-19-2021/)

January 19, 2021

## Regional active cases increase slightly to 149, with 7 new cases in Peterborough, 3 in Northumberland, 3 in Kawartha Lakes, and 3 in Hastings Prince Edward

By [kawarthaNOW](#) -  
Published



Here's an update on COVID-19 cases in Ontario as well as in the greater Kawarthas region.

Ontario is reporting 1,913 new cases today — although the province says Toronto Public Health could not report all of its cases due to a technical issue. Yesterday, Toronto reported 815 new cases and today it is reporting 550 cases.

With today's reported cases, the seven-day average of daily cases across the province has decreased by 142 to 2,893.

In the greater Kawarthas region, there are 16 new cases to report and 14 additional cases resolved, with the number of active cases across the region increasing by 3 to 149.

Most of today's new cases are in Toronto (550, with this number under-reported due to a technical issue), Peel (346), and York (235).

There are double-digit increases in Durham (82), Windsor-Essex (81), Waterloo (79), Middlesex-London (73), Halton (71), Hamilton (63), Niagara (52), Simcoe Muskoka (48), Ottawa (41), Huron Perth (37), Wellington-Dufferin-Guelph (31), Lambton (28), Southwestern (22), Eastern Ontario (14), and Chatham-Kent (13), with smaller increases in Porcupine (6) and Haldimand-Norfolk (6).

The remaining 15 health units are reporting 5 or fewer new cases, with 3 health units reporting no new cases at all.

Of today's new cases, 51% are among people 39 and younger, with the highest number of cases (701) among people ages 20-39, followed by 561 cases among people ages 40-59. With 2,873 more cases resolved since yesterday, the percentage of resolved cases has increased by 0.5% to 86.3%. The average positivity rate across Ontario has increased since yesterday by 0.2% to 6.8%, meaning that 68 out of every 1,000 tests performed were positive for COVID-19 on January 18.

Ontario is reporting 46 new COVID-19 deaths today, including 20 in long-term care homes. Hospitalizations have increased by 55 from yesterday to 1,626, with the number of patients with COVID-19 in ICUs increasing by 6 to 400, and the number of patients with COVID-19 on ventilators decreasing by 11 to 293.

A total of 34,531 tests were completed yesterday, pushing the total number of tests completed since the pandemic began to over 9 million. Since yesterday, the backlog of tests under investigation has increased by 18,269 to 36,750. A total of 224,134 doses of vaccine have now been administered, with 14,346 daily doses administered and 25,609 total vaccinations completed (i.e., both doses administered).

Due to the winter break and the remote learning period during the state of emergency, there will be no data to report for schools in southern Ontario until at least January 26. There are 50 new cases in licensed child care settings in Ontario, an increase of 21 from yesterday, with 26 cases among children and 24 cases among staff.

In the greater Kawarthas region, there are 16 new cases to report, including 7 in Peterborough, 3 in Northumberland, 3 in Kawartha Lakes, and 3 in Hastings Prince Edward. There are no new cases to report in Haliburton.

None of the new cases reported today in licensed child care settings are in the greater Kawarthas region.

An additional 14 cases have been resolved, including 6 in Peterborough, 6 in Hastings Prince Edward, 1 in Kawartha Lakes, and 1 in Northumberland.

There are currently 149 active cases in the greater Kawarthas region, an increase of 3 from yesterday, including 50 in Peterborough, 47 in Northumberland, 25 in Hastings Prince Edward (9 in Quinte West, 13 in Belleville, 1 in Prince Edward County, and 1 in Central Hastings), 23 in Kawartha Lakes, and 4 in Haliburton.

Since the pandemic began in the greater Kawarthas region, there have been 488 confirmed positive cases in the Peterborough area (432 resolved with 6 deaths), 339 in the City of Kawartha Lakes (293 resolved with 36 deaths), 348 in Northumberland County (295 resolved with 6 deaths), 43 in Haliburton County (39 resolved with no deaths), and 361 in Hastings and Prince Edward counties (331 resolved with 5 deaths). The most recent death was reported in Northumberland on January 17.

The provincial data in this report is pulled from Ontario's integrated Public Health Information System (iPHIS) at 12 p.m. the previous day. Data from local health units is more current and is usually reflected in the provincial data the following day. There may be discrepancies between the Ontario data reported today (which is from yesterday) and the local health unit data reported today (which is from today).

## **Haliburton, Kawartha, Pine Ridge District Health Unit**

---

The Haliburton, Kawartha, Pine Ridge District Health Unit's service area is the City of Kawartha Lakes, Northumberland County, and Haliburton County.

*The health unit provides reports from Monday to Saturday, excluding statutory holidays.*

**Confirmed positive:** 730, including 338 in Kawartha Lakes, 348 in Northumberland, and 43 in Haliburton (increase of 6, including 3 in Kawartha Lakes and 3 in Northumberland)\*

**Active cases:** 74, including 23 in Kawartha Lakes, 47 in Northumberland, and 4 in Haliburton (net increase of 4)

**Probable cases:** 1 in Kawartha Lakes (decrease of 1 in Kawartha Lakes)

**High-risk contacts:** 165, including 71 in Kawartha Lakes, 62 in Northumberland, and 14 in Haliburton (net increase of 2)\*\*

**Hospitalizations (total to date):** 29, including 19 in Kawartha Lakes, 9 in Northumberland, and 1 in Haliburton (no change)\*\*\*

**Deaths (including among probable cases):** 42, including 36 in Kawartha Lakes and 6 in Northumberland (no change)

**Resolved:** 627, including 293 in Kawartha Lakes, 295 in Northumberland, 39 in Haliburton (increase of 2, including 1 in Kawartha Lakes and 1 in Haliburton)

**Institutional outbreaks:** Hope St. Terrace long-term care home in Port Hope, Fenelon Court in Fenelon Falls, Island Park Retirement Residence in Campbellford, Maplewood long-

term care home in Brighton, Caressant Care McLaughlin Road in Lindsay, Tower of Port Hope, Canadian Centre for Addictions in Port Hope, Golden Plough Lodge in Cobourg, Warkworth Place long-term care home in Warkworth (no change)

*\*The health unit states that total counts and counts for individual counties may fluctuate from previously reported counts as cases are transferred to or from the health unit based on case investigation details and routine data cleaning.*

*\*\*This total includes an additional 18 high-risk contacts directly followed up through the Public Health Ontario contact tracing process that are missing the contacts' county.*

*\*\*\*As of January 19, Ross Memorial Hospital in Lindsay reports 4 patients are hospitalized with COVID-19, a decrease of 1 since yesterday*

## Province of Ontario

---

**Confirmed positive:** 242,277 (increase of 1,913)\*

**Resolved:** 209,183 (increase of 2,873, 86.3% of all cases)

**Positivity rate:** 6.8% (increase of 0.2%)

**Hospitalized:** 1,626 (increase of 55)

**Hospitalized and in ICU:** 400 (increase of 6)

**Hospitalized and in ICU on ventilator:** 292 (decrease of 11)

**Deaths:** 5,479 (increase of 46)

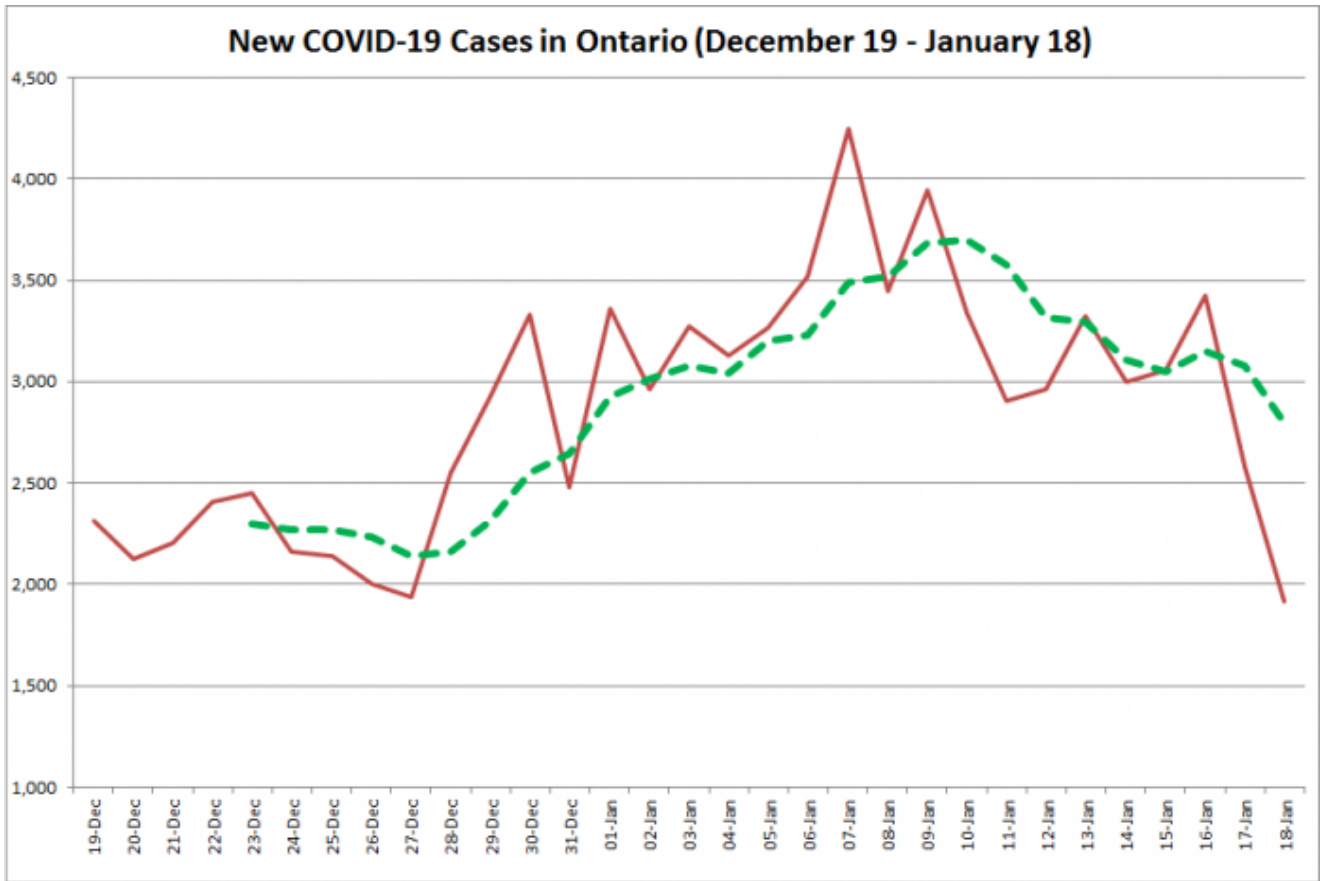
**Deaths of residents in long-term care homes:** 3,232 (increase of 20)

**Total tests completed:** 9,000,278 (increase of 34,531)

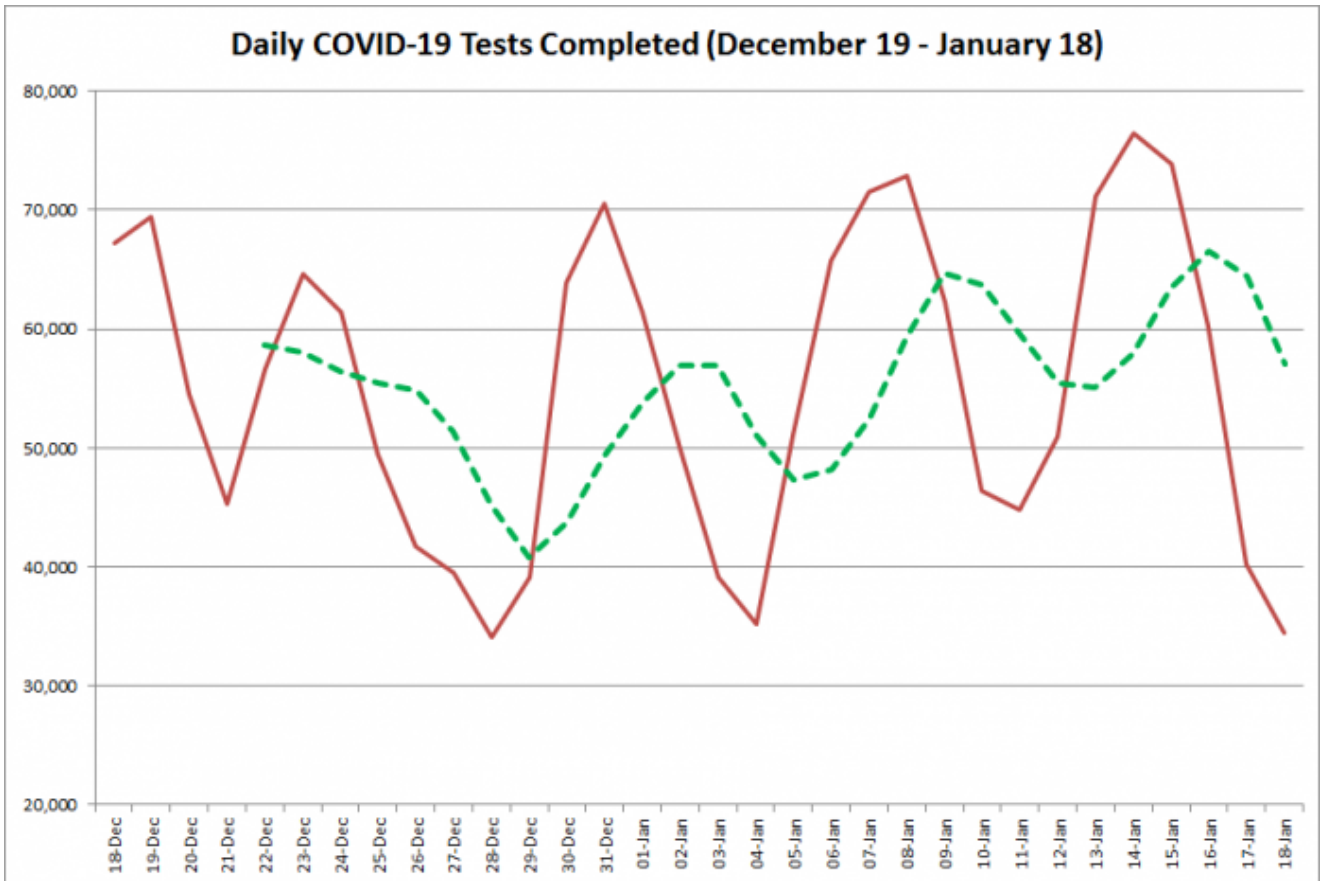
**Tests under investigation:** 36,750 (increase of 18,269)

**Vaccinations:** 14,346 daily doses administered, 224,134 total doses administered, 25,609 total vaccinations completed (both doses)

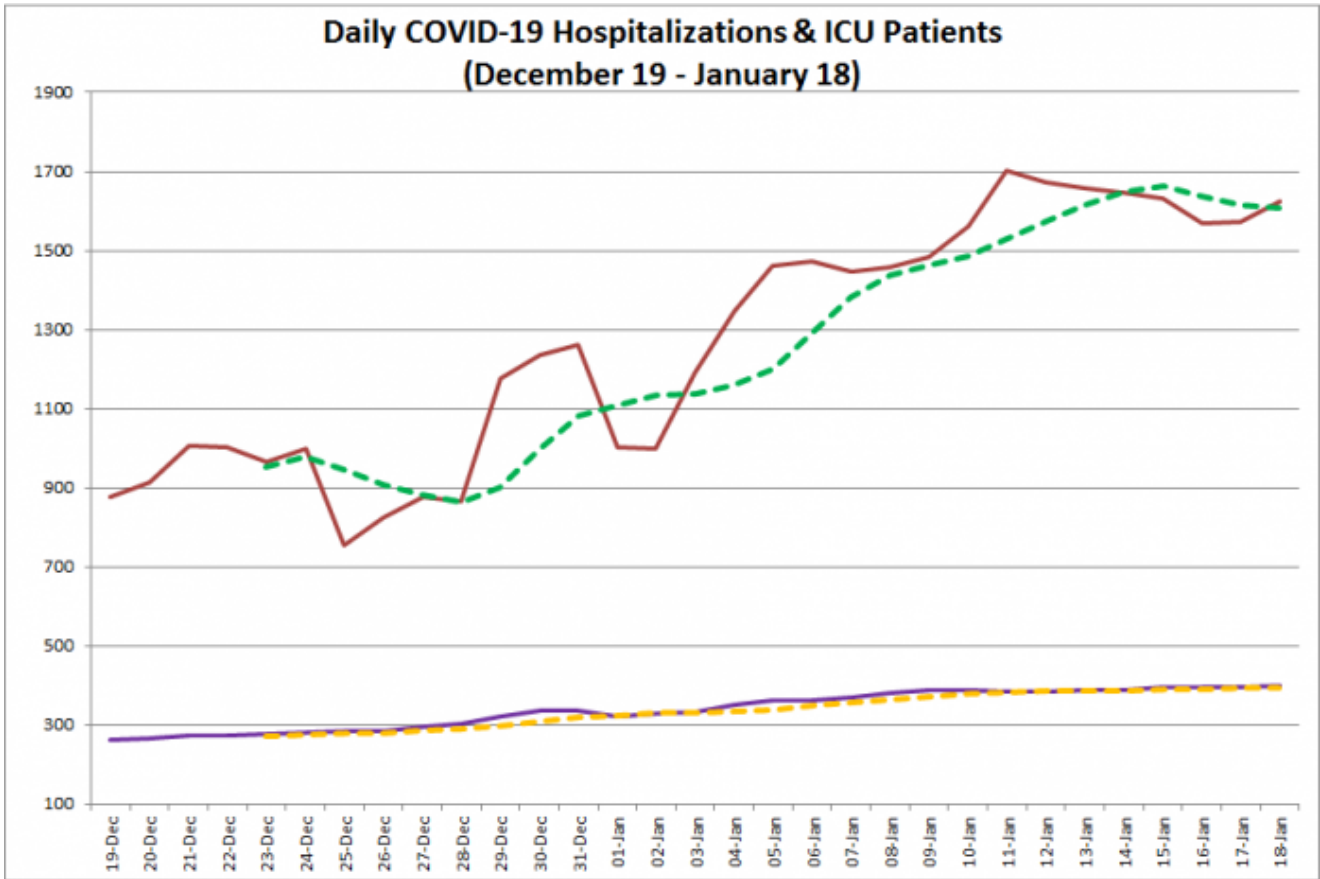
*\*Due to a technical issue at Toronto Public Health, there is likely an under-reporting of cases today.*



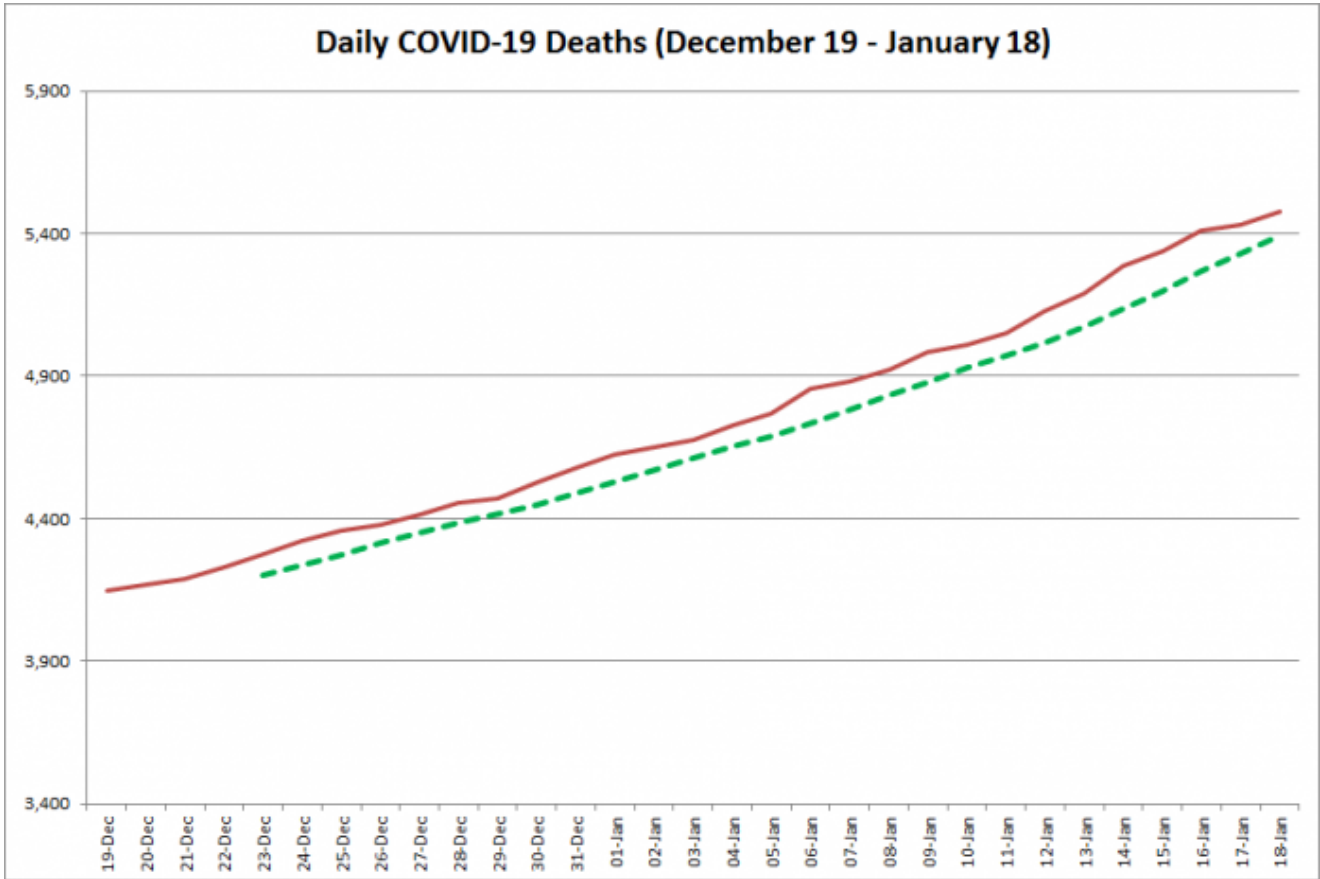
COVID-19 cases in Ontario from December 19, 2020 – January 18, 2021. The red line is the number of new cases reported daily, and the dotted green line is a five-day moving average of new cases. (Graphic: kawarthaNOW.com)



COVID-19 tests completed in Ontario from December 19, 2020 – January 18, 2021. The red line is the number of tests completed daily, and the dotted green line is a five-day moving average of tests completed. (Graphic: kawarthaNOW.com)



COVID-19 hospitalizations and ICU admissions in Ontario from December 19, 2020 – January 18, 2021. The red line is the daily number of COVID-19 hospitalizations, the dotted green line is a five-day moving average of hospitalizations, the purple line is the daily number of patients with COVID-19 in ICUs, and the dotted orange line is a five-day moving average of patients with COVID-19 in ICUs. (Graphic: kawarthaNOW.com)



COVID-19 deaths in Ontario from December 19, 2020 – January 18, 2021. The red line is the cumulative number of daily deaths, and the dotted green line is a five-day moving average of daily deaths. (Graphic: kawarthaNOW.com)

For more information about COVID-19 in Ontario, visit [covid-19.ontario.ca](https://www.covid-19.ontario.ca).

## Comments

---