

Ontario reports 3,056 new COVID-19 cases, with 1 new death in Peterborough

kawarthanow.com/2021/01/16/covid-19-update-for-peterborough-and-the-greater-kawarthas-region-january-16-2021/

January 16, 2021

Regional active cases increase to 145, with 12 new cases in Peterborough, 9 in Northumberland, 7 in Hastings Prince Edward, and 1 in Kawartha Lakes

By [kawarthaNOW](#) -
Published



Here's an update on COVID-19 cases in Ontario as well as in the greater Kawarthas region.

Ontario is reporting 3,056 new cases today, with the seven-day average of daily cases across the province decreasing by 55 to 3,218.

In the greater Kawarthas region, There are 29 new cases to report and 21 additional cases resolved, with the number of active cases across the region increasing by 9 to 145. There has been 1 new COVID-19 death in Peterborough.

Most of today's new cases are in Toronto (903), Peel (639), York (283), Durham (162), Ottawa (152), Niagara (147), Waterloo (132), and Windsor-Essex (115).

There are double-digit increases in Simcoe Muskoka (75), Halton (61), Middlesex-London (60), Eastern Ontario (59), Wellington-Dufferin-Guelph (59), Hamilton (53), Lambton (29), Brant (21), Haldimand-Norfolk (19), Southwestern (15), and Chatham-Kent (10), with smaller increases in Haliburton, Kawartha, Pine Ridge (9), Huron Perth (8), Thunder Bay (7), Sudbury (7), Grey Bruce (7), and Leeds, Grenville & Lanark (6).

The remaining 9 health units are reporting 5 or fewer new cases, with 3 health units reporting no new cases at all.

Of today's new cases, 51% are among people 39 and younger, with the highest number of cases (1,140) among people ages 20-39, followed by 875 cases among people ages 40-59. With 3,212 more cases resolved since yesterday, the percentage of resolved cases has increased by 0.2% to 85.5%. The average positivity rate across Ontario has increased since yesterday by 0.3% to 4.9%, meaning that 49 out of every 1,000 tests performed were positive for COVID-19 on January 15.

Ontario is reporting 51 new COVID-19 deaths today, including 25 in long-term care homes. Hospitalizations have decreased by 15 from yesterday to 1,632, with the number of patients with COVID-19 in ICUs increasing by 10 to 397, and the number of patients with COVID-19 on ventilators increasing by 1 to 281.

A total of 73,875 tests were completed yesterday, with the backlog of tests under investigation decreasing by 13,341 to 50,387. A total of 189,090 doses of vaccine have been administered, with 14,460 daily doses administered and 19,333 total vaccinations completed (i.e., both doses administered).

In the greater Kawarthas region, there are 29 new cases to report, including 12 in Peterborough, 9 in Northumberland, 7 in Hastings Prince Edward, and 1 in Kawartha Lakes. There are no new cases to report in Haliburton.

There is 1 new COVID death to report in Peterborough. The health unit has not released any details.

An outbreak was declared at Canadian Centre for Addictions in Port Hope on January 15, and an outbreak was declared at Golden Plough Lodge in Cobourg on January 16 after 1 staff member tested positive.

An additional 21 cases have been resolved, including 8 in Kawartha Lakes, 6 in Northumberland, 4 in Peterborough, and 3 in Hastings Prince Edward. An outbreak at Community Living Trent Highlands group home in Peterborough was declared resolved on January 16.

There are currently 145 active cases in the greater Kawarthas region, an increase of 9 from yesterday, including 58 in Peterborough, 40 in Northumberland, 27 in Hastings Prince Edward (3 in Quinte West, 19 in Belleville, and 5 in Central Hastings), 19 in Kawartha Lakes, and 1 in Haliburton.

Since the pandemic began in the greater Kawarthas region, there have been 476 confirmed positive cases in the Peterborough area (412 resolved with 6 deaths), 328 in the City of Kawartha Lakes (287 resolved with 36 deaths), 335 in Northumberland County (290 resolved with 5 deaths), 39 in Haliburton County (38 resolved with no deaths), and 349 in Hastings and Prince Edward counties (317 resolved with 5 deaths). The most recent death was reported in Peterborough on January 16.

The provincial data in this report is pulled from Ontario's integrated Public Health Information System (iPHIS) at 12 p.m. the previous day. Data from local health units is more current and is usually reflected in the provincial data the following day. There may be discrepancies between the Ontario data reported today (which is from yesterday) and the local health unit data reported today (which is from today).

Haliburton, Kawartha, Pine Ridge District Health Unit

The Haliburton, Kawartha, Pine Ridge District Health Unit's service area is the City of Kawartha Lakes, Northumberland County, and Haliburton County.

The health unit provides reports from Monday to Saturday, excluding statutory holidays.

Confirmed positive: 703, including 329 in Kawartha Lakes, 335 in Northumberland, and 39 in Haliburton (increase of 10, including 1 in Kawartha Lakes and 9 in Northumberland)*

Active cases: 60, including 19 in Kawartha Lakes, 40 in Northumberland, and 1 in Haliburton (net decrease of 2)

Probable cases: 3, including 1 in Kawartha Lakes and 2 in Northumberland (decrease of 3 in Northumberland)

High-risk contacts: 149, including 64 in Kawartha Lakes, 53 in Northumberland, and 11 in Haliburton (net decrease of 4)**

Hospitalizations (total to date): 29, including 19 in Kawartha Lakes, 9 in Northumberland, and 1 in Haliburton (no change)***

Deaths (including among probable cases): 41, including 36 in Kawartha Lakes and 5 in Northumberland (no change)

Resolved: 614, including 287 in Kawartha Lakes, 290 in Northumberland, 38 in Haliburton (increase of 14, including 8 in Kawartha Lakes and 6 in Northumberland)

Institutional outbreaks: Hope St. Terrace long-term care home in Port Hope, Fenelon Court in Fenelon Falls, Island Park Retirement Residence in Campbellford, Maplewood long-term care home in Brighton, Caressant Care McLaughlin Road in Lindsay, Tower of Port Hope, Canadian Centre for Addictions in Port Hope, Golden Plough Lodge in Cobourg (increase of 2)****

**The health unit states that total counts and counts for individual counties may fluctuate from previously reported counts as cases are transferred to or from the health unit based on case investigation details and routine data cleaning.*

***This total includes an additional 21 high-risk contacts directly followed up through the Public Health Ontario contact tracing process that are missing the contacts' county.*

****As of January 15, Ross Memorial Hospital in Lindsay reports 5 patients are hospitalized with COVID-19.*

*****An outbreak was declared at Canadian Centre for Addictions in Port Hope on January 15, and an outbreak was declared at Golden Plough Lodge in Cobourg on January 16 after 1 staff member tested positive.*

Province of Ontario

Confirmed positive: 234,364 (increase of 3,056)

Resolved: 200,406 (increase of 3,212, 85.5% of all cases)

Positivity rate: 4.9% (increase of 0.3%)

Hospitalized: 1,632 (decrease of 15)

Hospitalized and in ICU: 397 (increase of 10)

Hospitalized and in ICU on ventilator: 281 (increase of 10)

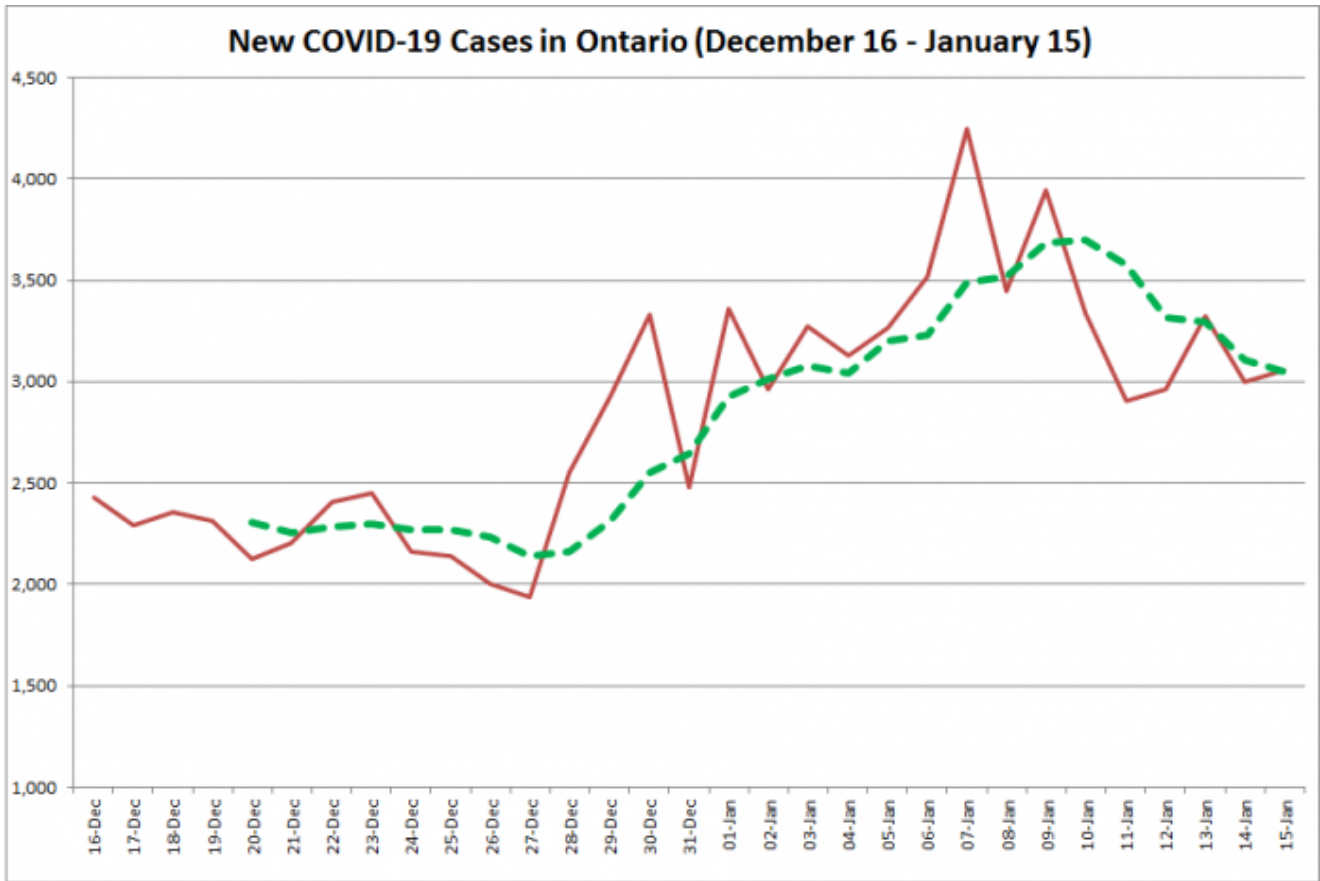
Deaths: 5,340 (increase of 51)

Deaths of residents in long-term care homes: 3,162 (increase of 25)

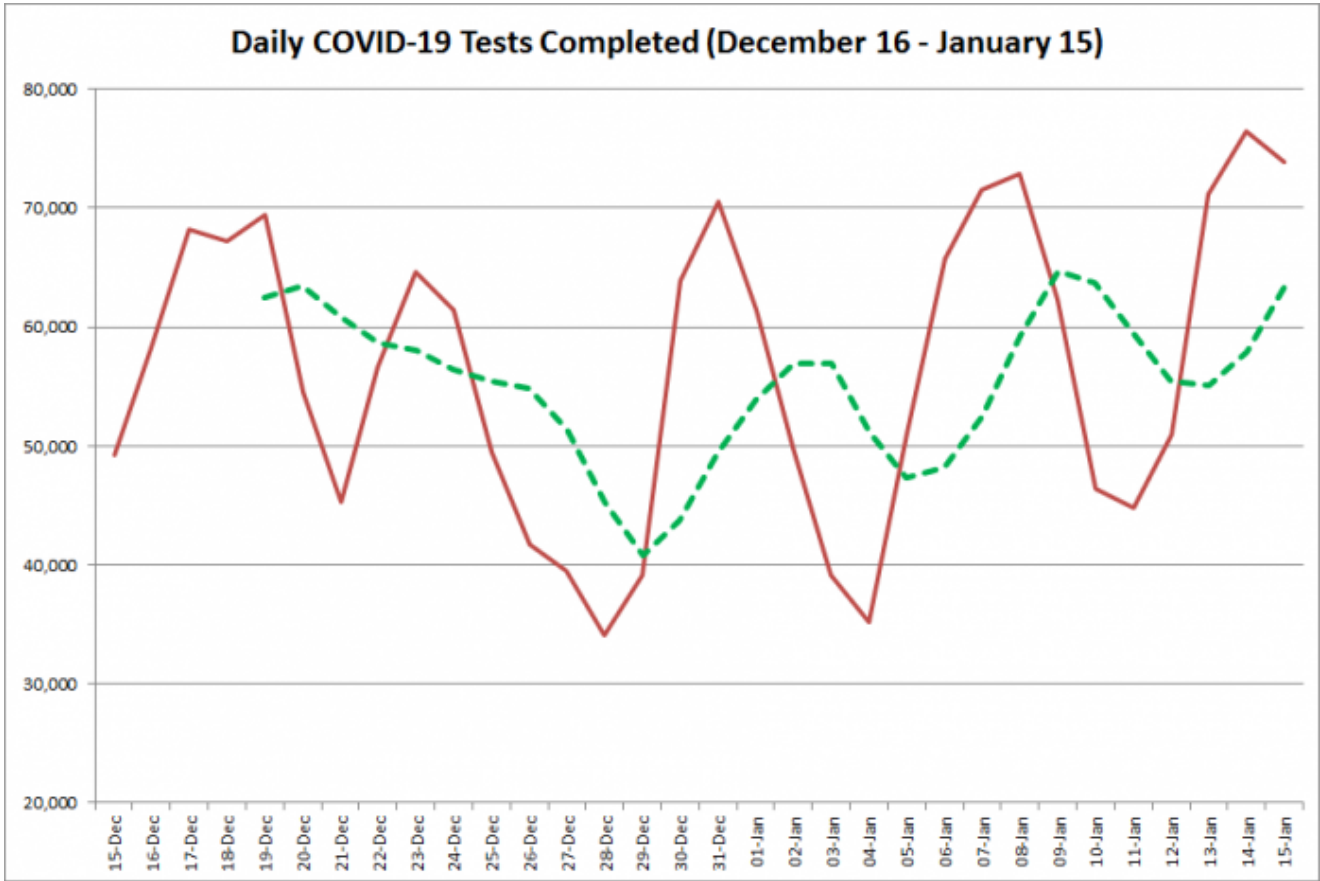
Total tests completed: 8,865,263 (increase of 73,875)

Tests under investigation: 50,387 (decrease of 13,341)

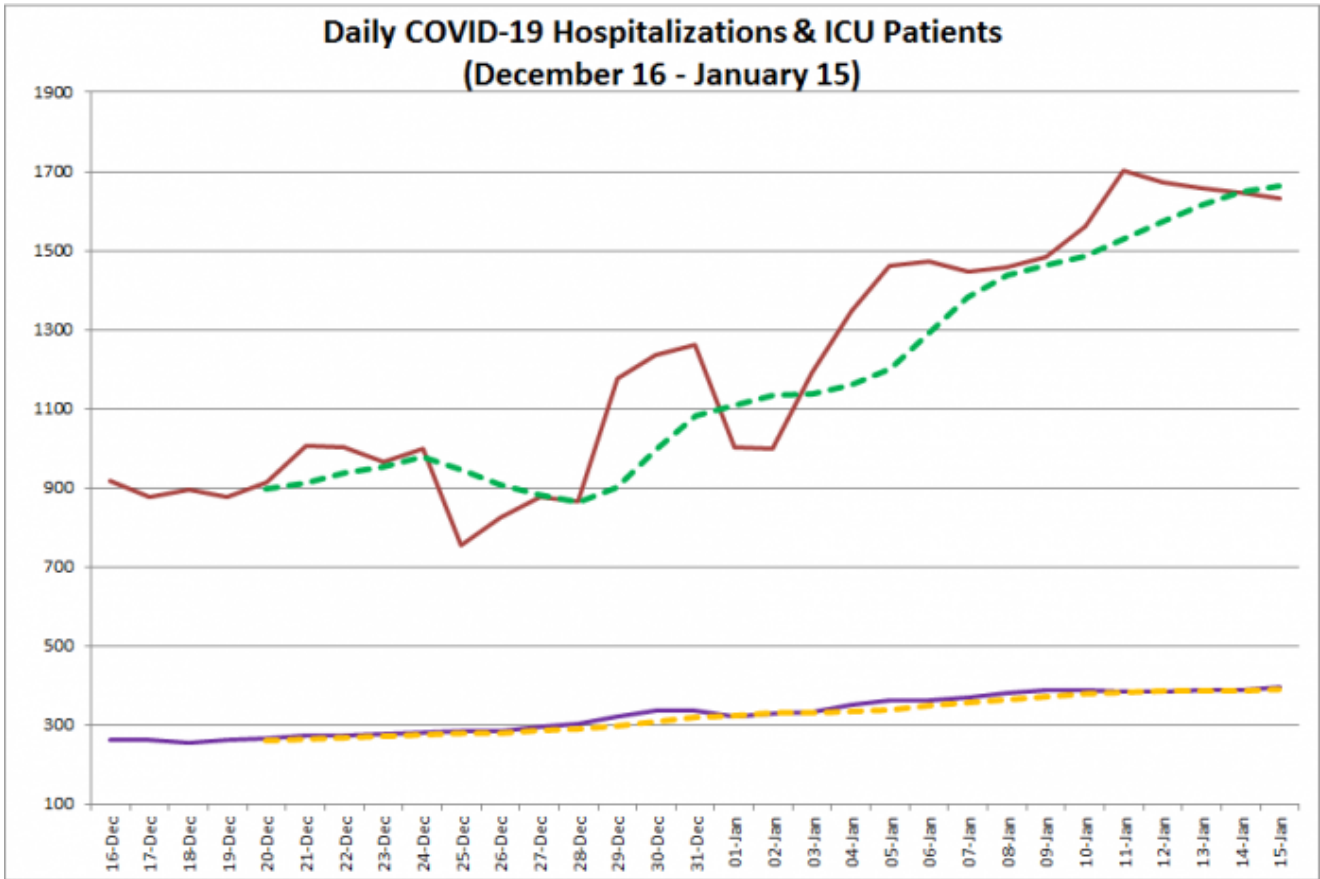
Vaccinations: 14,460 daily doses administered, 189,090 total doses administered, 19,333 total vaccinations completed (both doses)



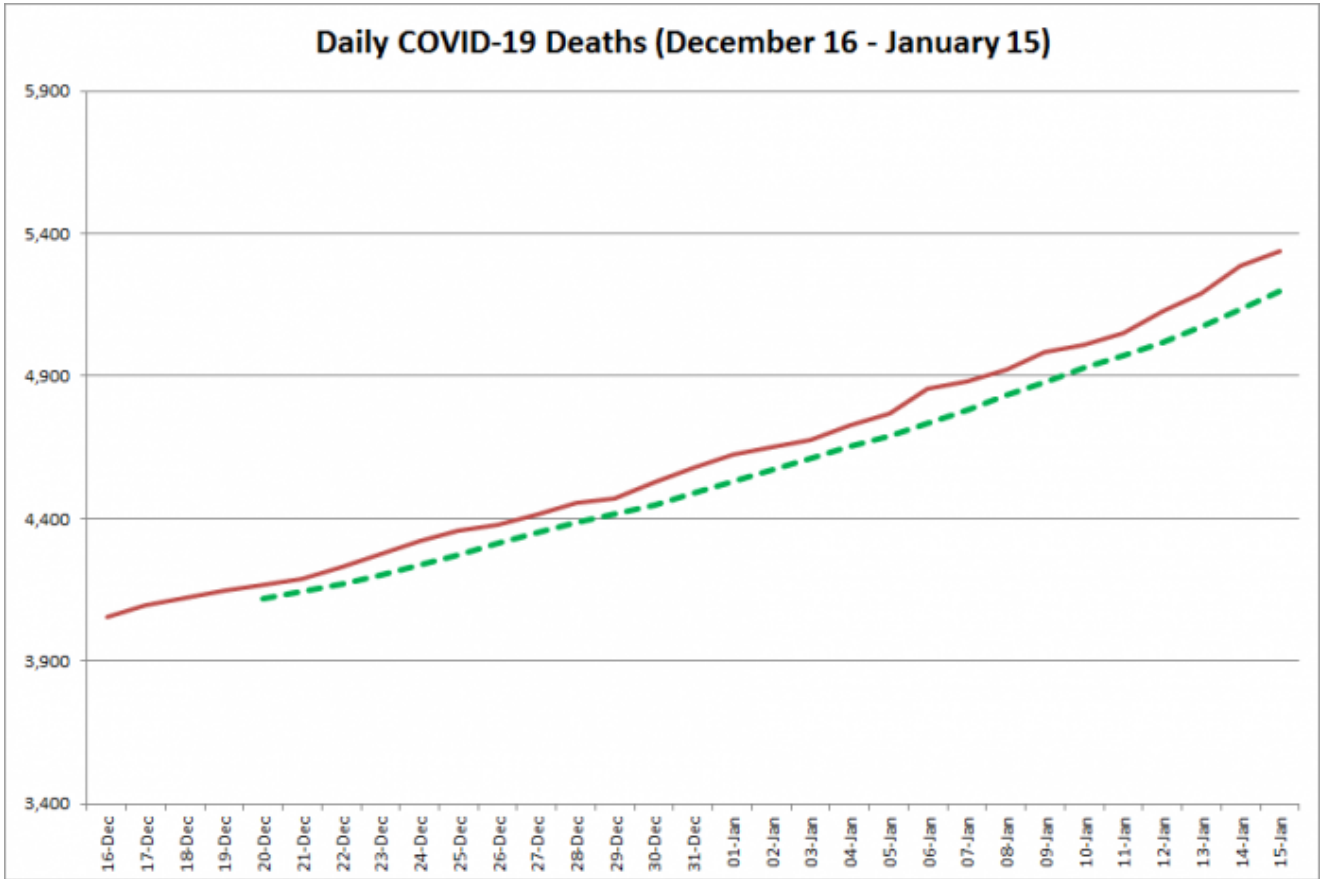
COVID-19 cases in Ontario from December 16, 2020 – January 15, 2021. The red line is the number of new cases reported daily, and the dotted green line is a five-day moving average of new cases. (Graphic: kawarthaNOW.com)



COVID-19 tests completed in Ontario from December 16, 2020 – January 15, 2021. The red line is the number of tests completed daily, and the dotted green line is a five-day moving average of tests completed. (Graphic: kawarthaNOW.com)



COVID-19 hospitalizations and ICU admissions in Ontario from December 16, 2020 – January 15, 2021. The red line is the daily number of COVID-19 hospitalizations, the dotted green line is a five-day moving average of hospitalizations, the purple line is the daily number of patients with COVID-19 in ICUs, and the dotted orange line is a five-day moving average of patients with COVID-19 in ICUs. (Graphic: kawarthaNOW.com)



COVID-19 deaths in Ontario from December 16, 2020 – January 15, 2021. The red line is the cumulative number of daily deaths, and the dotted green line is a five-day moving average of daily deaths. (Graphic: kawarthaNOW.com)

For more information about COVID-19 in Ontario, visit covid-19.ontario.ca.

Comments
