

Ontario reports 2,998 new COVID-19 cases, including 19 in greater Kawarthas region

kawarthanow.com/2021/01/15/covid-19-update-for-peterborough-and-the-greater-kawarthas-region-january-15-2021/

January 15, 2021

Regional active cases increase slightly to 136, with 10 new cases in Northumberland, 5 in Peterborough, and 4 in Hastings Prince Edward

By [kawarthaNOW](#) -
Published



Here's an update on COVID-19 cases in Ontario as well as in the greater Kawarthas region.

Ontario is reporting 2,998 new cases today, with the seven-day average of daily cases across the province decreasing by 207 to 3,273.

In the greater Kawarthas region, there are 19 new cases to report and 16 additional cases resolved, with the number of active cases across the region increasing by 2 to 136.

Most of today's new cases are in Toronto (800), Peel (618), York (250), Waterloo (161), Niagara (153), Windsor-Essex (148), Hamilton (138), Ottawa (133), and Durham (113).

There are double-digit increases in Halton (81), Simcoe Muskoka (73), Middlesex-London (61), Wellington-Dufferin-Guelph (51), Lambton (36), Eastern Ontario (27), Brant (25), Huron Perth (20), Southwestern (19), Chatham-Kent (18), and Haldimand-Norfolk (18), with smaller increases in Grey Bruce (8), Algoma (7), and Thunder Bay (6).

The remaining 11 health units are reporting 5 or fewer new cases, with 2 health units (both in northern Ontario) reporting no new cases at all.

Of today's new cases, 53% are among people 39 and younger, with the highest number of cases (1,159) among people ages 20-39, followed by 860 cases among people ages 40-59. With 2,998 more cases resolved since yesterday, the percentage of resolved cases has increased by 0.4% to 85.3%. The average positivity rate across Ontario has decreased since yesterday by 0.5% to 4.6%, meaning that 46 out of every 1,000 tests performed were positive for COVID-19 on January 14.

Ontario is reporting 100 new COVID-19 deaths today, including 45 in long-term care homes. However, these totals include 46 deaths in Middlesex-London that occurred earlier in the pandemic and are being reported today due to a data cleaning initiative. Excluding these 46 deaths, the number of deaths reported today is 54. It is unknown how many of the long-term care deaths reported today include deaths that previously occurred in Middlesex-London.

Hospitalizations have decreased by 10 from yesterday to 1,647, with the number of patients with COVID-19 in ICUs decreasing by 1 to 387, and the number of patients with COVID-19 on ventilators remaining unchanged at 280.

A total of 76,472 tests were completed yesterday, with the backlog of tests under investigation decreasing by 3,212 to 63,728. A total of 174,630 doses of vaccine have been administered, with 15,609 daily doses administered and 17,094 total vaccinations completed (i.e., both doses administered).

Due to the winter break and the remote learning period during the state of emergency, there will be no data to report for schools in southern Ontario until at least January 26. There are 29 new cases in licensed child care settings in Ontario, a decrease of 6 from yesterday, with 14 cases among children and 15 cases among staff.

In the greater Kawarthas region, there are 19 new cases to report, including 10 in Northumberland, 5 in Peterborough, and 4 in Hastings Prince Edward. There are no new cases to report in Kawartha Lakes or Haliburton. None of the new cases reported today in licensed child care settings are in the greater Kawarthas region.

An outbreak was declared on January 15 at Crown Ridge long-term care home in Quinte West based on 1 positive case

An additional 16 cases have been resolved, including 5 in Peterborough, 5 in Kawartha Lakes, 3 in Northumberland, and 3 in Hastings Prince Edward.

There are currently 136 active cases in the greater Kawarthas region, an increase of 2 from yesterday, including 51 in Peterborough, 35 in Northumberland, 26 in Kawartha Lakes, 23 in Hastings Prince Edward (2 in Quinte West, 16 in Belleville, and 5 in Central Hastings), and 1 in Haliburton.

Since the pandemic began in the greater Kawarthas region, there have been 464 confirmed positive cases in the Peterborough area (408 resolved with 5 deaths), 328 in the City of Kawartha Lakes (279 resolved with 36 deaths), 324 in Northumberland County (284 resolved with 4 deaths), 39 in Haliburton County (38 resolved with no deaths), and 342 in Hastings and Prince Edward counties (314 resolved with 5 deaths). The most recent death was reported in Northumberland on January 14.

The provincial data in this report is pulled from Ontario's integrated Public Health Information System (iPHIS) at 12 p.m. the previous day. Data from local health units is more current and is usually reflected in the provincial data the following day. There may be discrepancies between the Ontario data reported today (which is from yesterday) and the local health unit data reported today (which is from today).

Haliburton, Kawartha, Pine Ridge District Health Unit

The Haliburton, Kawartha, Pine Ridge District Health Unit's service area is the City of Kawartha Lakes, Northumberland County, and Haliburton County.

The health unit provides reports from Monday to Saturday, excluding statutory holidays.

Confirmed positive: 691, including 328 in Kawartha Lakes, 324 in Northumberland, and 39 in Haliburton (increase of 10 in Northumberland)*

Active cases: 62, including 26 in Kawartha Lakes, 35 in Northumberland, and 1 in Haliburton (net increase of 1)

Probable cases: 6, including 1 in Kawartha Lakes and 5 in Northumberland (increase of 1 in Northumberland)

High-risk contacts: 153, including 67 in Kawartha Lakes, 55 in Northumberland, and 9 in Haliburton (net increase of 4)**

Hospitalizations (total to date): 29, including 19 in Kawartha Lakes, 9 in Northumberland, and 1 in Haliburton (no change)***

Deaths (including among probable cases): 41, including 36 in Kawartha Lakes and 5 in Northumberland (no change)

Resolved: 601, including 279 in Kawartha Lakes, 284 in Northumberland, 38 in Haliburton (increase of 8, including 5 in Kawartha Lakes and 3 in Northumberland)

Institutional outbreaks: Hope St. Terrace long-term care home in Port Hope, Fenelon

Court in Fenelon Falls, Island Park Retirement Residence in Campbellford, Maplewood long-term care home in Brighton, Caressant Care McLaughlin Road in Lindsay, Tower of Port Hope (no change)

**The health unit states that total counts and counts for individual counties may fluctuate from previously reported counts as cases are transferred to or from the health unit based on case investigation details and routine data cleaning.*

***This total includes 22 high-risk contacts directly followed up through the Public Health Ontario contact tracing process that are missing the contacts' county.*

****As of January 15, Ross Memorial Hospital in Lindsay reports 5 patients are hospitalized with COVID-19.*

Province of Ontario

Confirmed positive: 231,308 (increase of 2,998)

Resolved: 197,194 (increase of 2,998, 85.3% of all cases)

Positivity rate: 4.6% (decrease of 0.5%)

Hospitalized: 1,647 (decrease of 10)

Hospitalized and in ICU: 387 (decrease of 1)

Hospitalized and in ICU on ventilator: 280 (no change)

Deaths: 5,289 (increase of 100)*

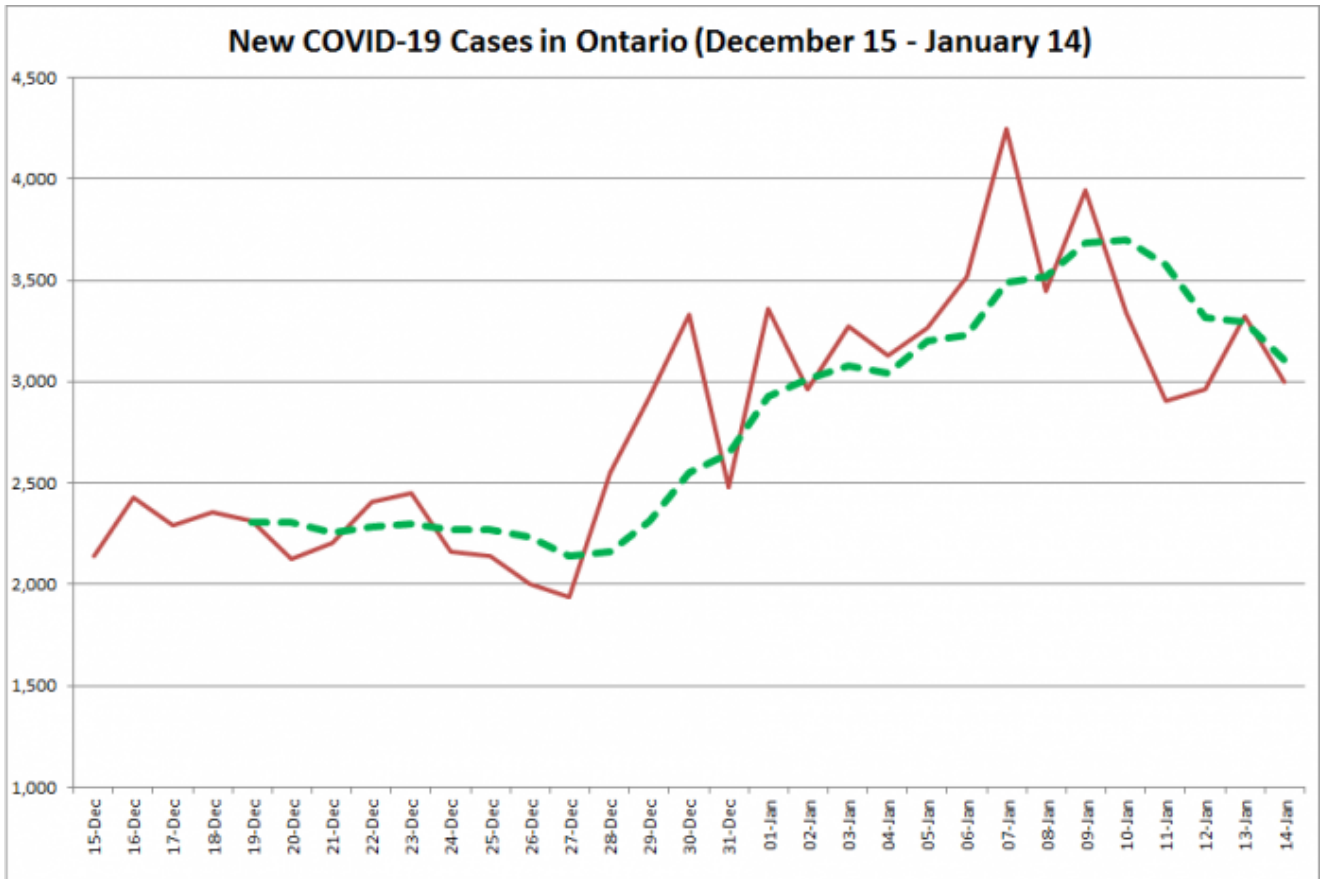
Deaths of residents in long-term care homes: 3,137 (increase of 45)*

Total tests completed: 8,791,388 (increase of 76,472)

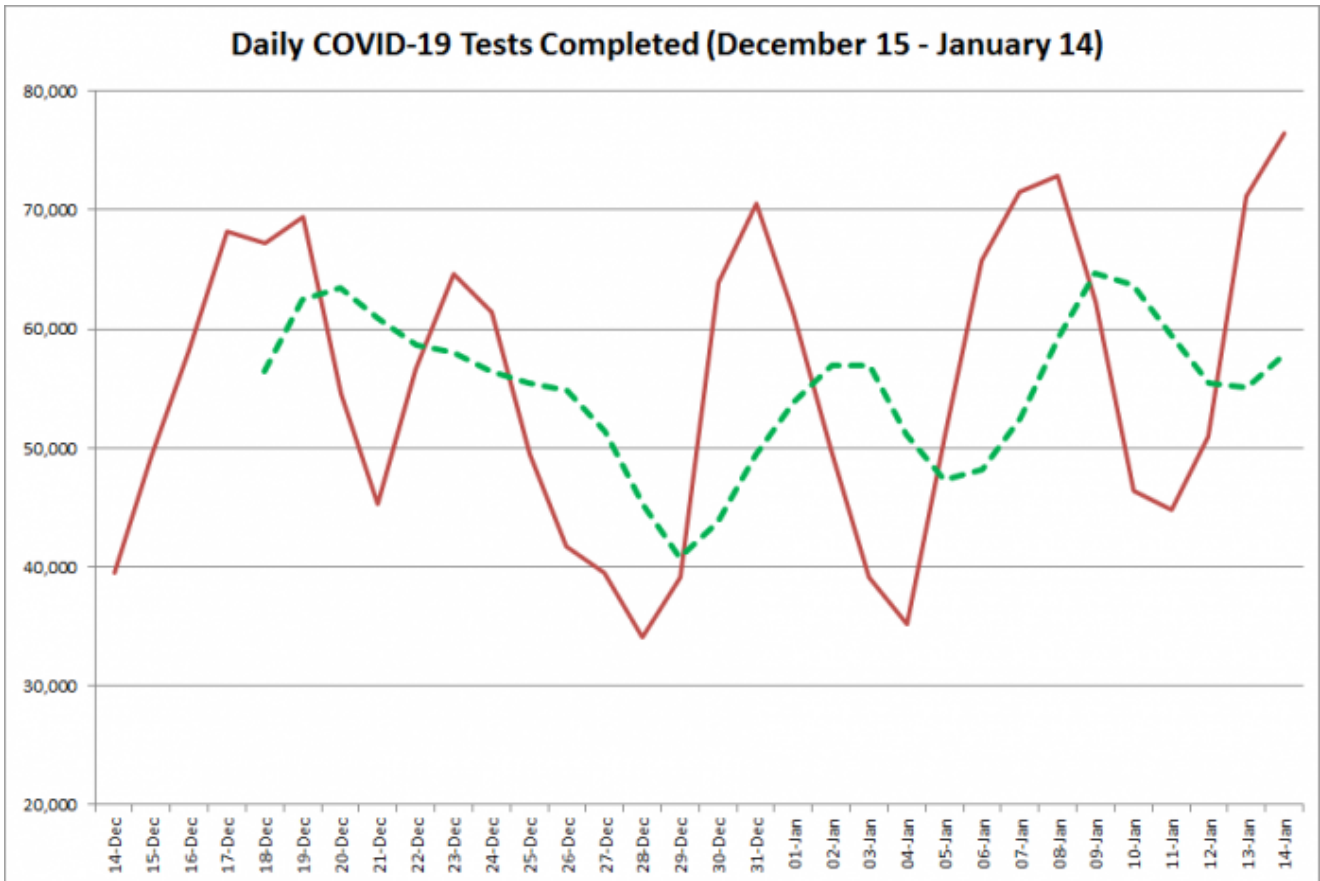
Tests under investigation: 63,728 (decrease of 3,212)

Vaccinations: 15,609 daily doses administered, 174,630 total doses administered, 17,094 total vaccinations completed (both doses)

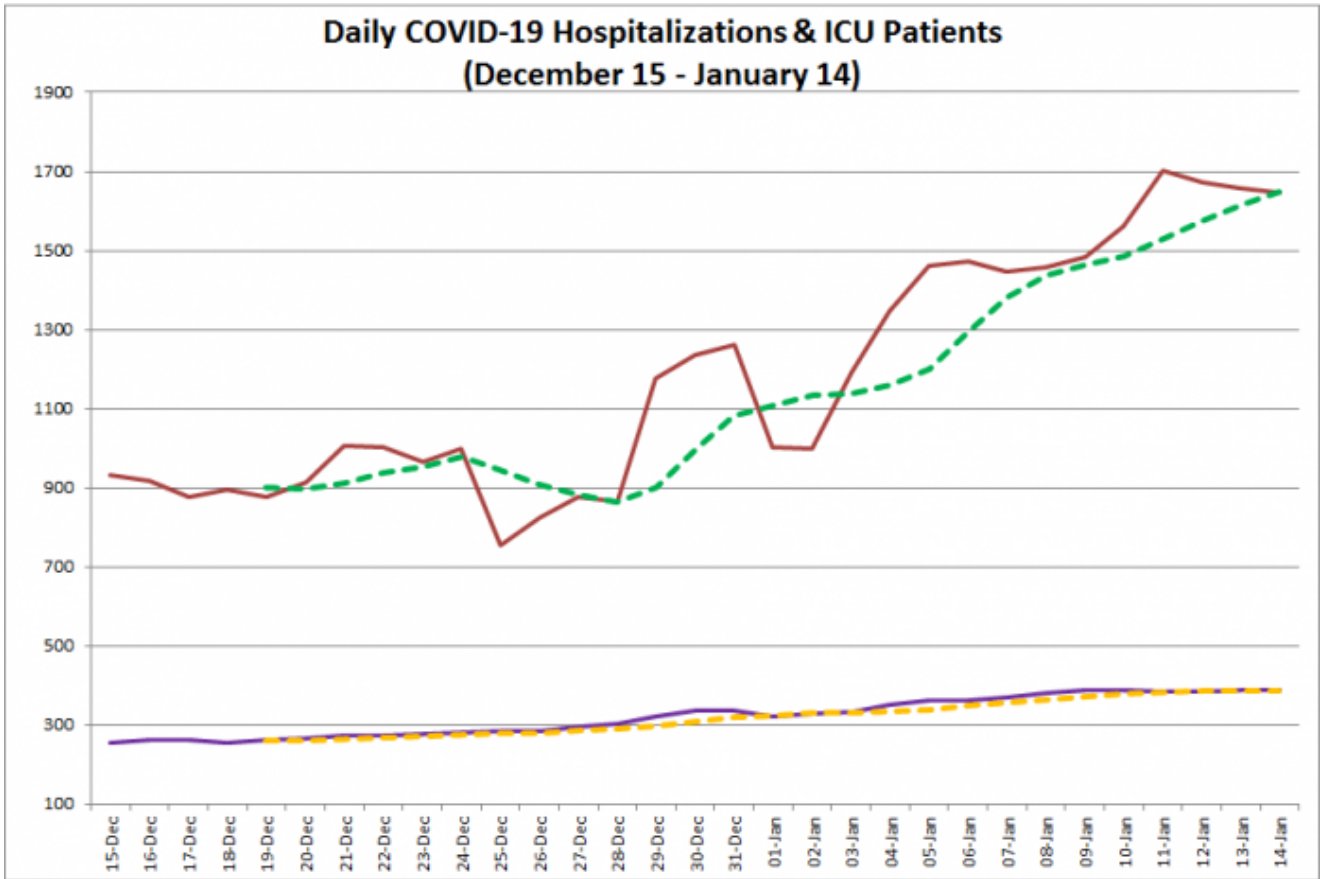
**These totals include 46 deaths in Middlesex-London that occurred earlier in the pandemic and are being reported today due to a data cleaning initiative. Excluding these 46 deaths, the number of deaths reported today is 54. It is unknown how many of the long-term care deaths reported today include deaths that previously occurred in Middlesex-London.*



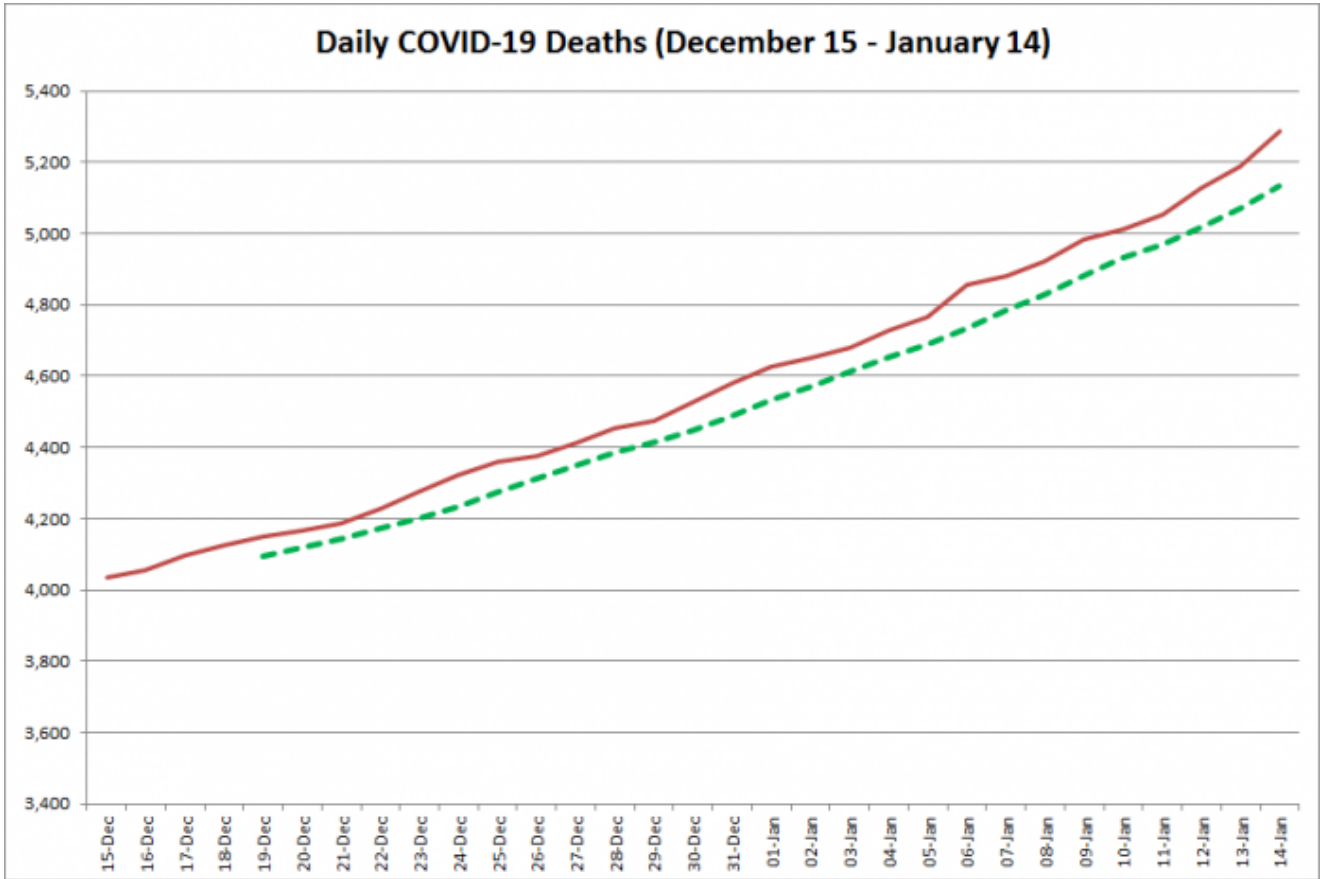
COVID-19 cases in Ontario from December 15, 2020 – January 14, 2021. The red line is the number of new cases reported daily, and the dotted green line is a five-day moving average of new cases. (Graphic: kawarthaNOW.com)



COVID-19 tests completed in Ontario from December 15, 2020 – January 14, 2021. The red line is the number of tests completed daily, and the dotted green line is a five-day moving average of tests completed. (Graphic: kawarthaNOW.com)



COVID-19 hospitalizations and ICU admissions in Ontario from December 15, 2020 – January 14, 2021. The red line is the daily number of COVID-19 hospitalizations, the dotted green line is a five-day moving average of hospitalizations, the purple line is the daily number of patients with COVID-19 in ICUs, and the dotted orange line is a five-day moving average of patients with COVID-19 in ICUs. (Graphic: kawarthaNOW.com)



COVID-19 deaths in Ontario from December 15, 2020 – January 14, 2021. The red line is the cumulative number of daily deaths, and the dotted green line is a five-day moving average of daily deaths. (Graphic: kawarthaNOW.com)

For more information about COVID-19 in Ontario, visit [covid-19.ontario.ca](https://www.ontario.ca/covid-19).

Comments
