

Ontario reports 2,961 new COVID-19 cases, including 16 in greater Kawarthas region

kawarthanow.com/2021/01/13/covid-19-update-for-peterborough-and-the-greater-kawarthas-region-january-13-2021/

January 13, 2021

Regional active cases drop to 139, with 8 new cases in Peterborough, 3 in Northumberland, 3 in Hastings Prince Edward, and 2 in Kawartha Lakes

By [kawarthaNOW](#) -
Published



Here's an update on COVID-19 cases in Ontario as well as in the greater Kawarthas region.

Ontario is reporting 2,961 new cases today, with the seven-day average of daily cases across the province decreasing by 43 to 3,480.

In the greater Kawarthas region, there are 16 new cases to report and 24 additional cases resolved, with the number of active cases across the region decreasing by 9 to 139.

Most of today's new cases are Toronto (738), Peel (536), Windsor-Essex (245), York (219), Hamilton (171), Ottawa (154), Waterloo (146), Niagara (131), Durham (119), and Middlesex-London (103).

There are double-digit increases in Halton (88), Lambton (72), Southwestern (52), Simcoe Muskoka (50), Brant (22), Sudbury (18), Haldimand-Norfolk (16), Chatham-Kent (14), Eastern Ontario (12), Huron Perth (11), Wellington-Dufferin-Guelph (11), and Peterborough (10).

The remaining 12 health units are reporting 5 or fewer new cases, with 4 health units reporting no new cases.

Of today's new cases, 52% are among people 39 and younger, with the highest number of cases (1,140) among people ages 20-39, followed by 785 cases among people ages 40-59. With 3,392 more cases resolved since yesterday, the percentage of resolved cases has increased by 0.4% to 84.5%. The average positivity rate across Ontario has decreased since yesterday by 1.8% to 6.0%, meaning that 60 out of every 1,000 tests performed were positive for COVID-19 on January 12.

Ontario is reporting 74 new COVID-19 deaths today, including 36 in long-term care homes. Hospitalizations have decreased by 27 to 1,674. The number of patients with COVID-19 in ICUs reported today, 385, is unchanged from yesterday. With 14 more patients with COVID-19 on ventilators reported today, there are now 276 COVID-19 patients on ventilators.

A total of 50,931 tests were completed yesterday, with the backlog of tests under investigation increasing by 18,105 to 61,259. A total of 144,784 doses of vaccine have been administered, with 11,231 daily doses administered and 8,778 total vaccinations completed (i.e., both doses administered).

Due to the winter break and the remote learning period during the state of emergency, there will be no data to report for schools in southern Ontario until at least January 26. There are 48 new cases in licensed child care settings in Ontario, a decrease of 5 from yesterday, with 29 cases among children and 19 cases among staff.

In the greater Kawarthas region, there are 16 new cases to report, including 8 in Peterborough, 3 in Northumberland, 3 in Hastings Prince Edward, and 2 in Kawartha Lakes. There are no new cases to report in Haliburton. None of the new cases reported today in licensed child care settings are in the greater Kawarthas region.

There is 1 new hospitalization in Northumberland, and an outbreak at Tower of Port Hope retirement residence was declared on January 11.

An additional 24 cases have been resolved, including 8 in Kawartha Lakes, 6 in Northumberland, 6 in Peterborough, and 4 in Hastings Prince Edward. An outbreak at an unidentified congregate living facility in Peterborough was declared resolved on January 13.

There are currently 139 active cases in the greater Kawarthas region, a decrease of 9 from yesterday, including 53 in Peterborough, 32 in Kawartha Lakes, 30 in Northumberland, 22 in Hastings Prince Edward (1 in Quinte West, 16 in Belleville, 1 in Prince Edward County, and 4 in Central Hastings), and 2 in Haliburton.

Since the pandemic began in the greater Kawarthas region, there have been 454 confirmed positive cases in the Peterborough area (396 resolved with 5 deaths), 322 in the City of Kawartha Lakes (259 resolved with 26 deaths), 311 in Northumberland County (271 resolved with 4 deaths), 38 in Haliburton County (36 resolved with no deaths), and 337 in Hastings and Prince Edward counties (310 resolved with 5 deaths). The most recent 2 deaths were reported in Kawartha Lakes and Northumberland on January 11.

The provincial data in this report is pulled from Ontario's integrated Public Health Information System (iPHIS) at 12 p.m. the previous day. Data from local health units is more current and is usually reflected in the provincial data the following day. There may be discrepancies between the Ontario data reported today (which is from yesterday) and the local health unit data reported today (which is from today).

Haliburton, Kawartha, Pine Ridge District Health Unit

The Haliburton, Kawartha, Pine Ridge District Health Unit's service area is the City of Kawartha Lakes, Northumberland County, and Haliburton County.

The health unit provides reports from Monday to Saturday, excluding statutory holidays. These numbers are for a two-day period (January 10 and 11).

Confirmed positive: 671, including 322 in Kawartha Lakes, 311 in Northumberland, and 38 in Haliburton (increase of 5, including 2 in Kawartha Lakes and 3 in Northumberland)*

Active cases: 64, including 32 in Kawartha Lakes, 30 in Northumberland, and 2 in Haliburton (decrease of 10, including 6 in Kawartha Lakes and 4 in Northumberland)

Probable cases: 1, in Northumberland (decrease of 2)

High-risk contacts: 149, including 53 in Kawartha Lakes, 53 in Northumberland, and 5 in Haliburton (net increase of 10)**

Hospitalizations (total to date): 29, including 19 in Kawartha Lakes, 9 in Northumberland, and 1 in Haliburton (increase of 1, in Northumberland)***

Deaths (including among probable cases): 40, including 36 in Kawartha Lakes and 4 in Northumberland (no change)

Resolved: 580, including 267 in Kawartha Lakes, 277 in Northumberland, 36 in Haliburton (increase of 14, including 8 in Kawartha Lakes and 6 in Northumberland)

Institutional outbreaks: Hope St. Terrace long-term care home in Port Hope, Fenelon Court in Fenelon Falls, Island Park Retirement Residence in Campbellford, Maplewood long-term care home in Brighton, Caessant Care McLaughlin Road in Lindsay, Tower of Port Hope (increase of 1)****

**The health unit states that total counts and counts for individual counties may fluctuate from previously reported counts as cases are transferred to or from the health unit based on case investigation details and routine data cleaning.*

***This total includes 38 high-risk contacts directly followed up through the Public Health Ontario contact tracing process that are missing the contacts' county.*

****As of January 13, Ross Memorial Hospital in Lindsay reports 5 patients are hospitalized with COVID-19.*

*****An outbreak at Tower of Port Hope retirement residence was declared on January 11.*

Province of Ontario

Confirmed positive: 224,984 (increase of 2,961)

Resolved: 190,221 (increase of 3,392, 84.5% of all cases)

Positivity rate: 6.0% (decrease of 1.8%)

Hospitalized: 1,674 (decrease of 27)

Hospitalized and in ICU: 385 (no change)

Hospitalized and in ICU on ventilator: 276 (increase of 14)

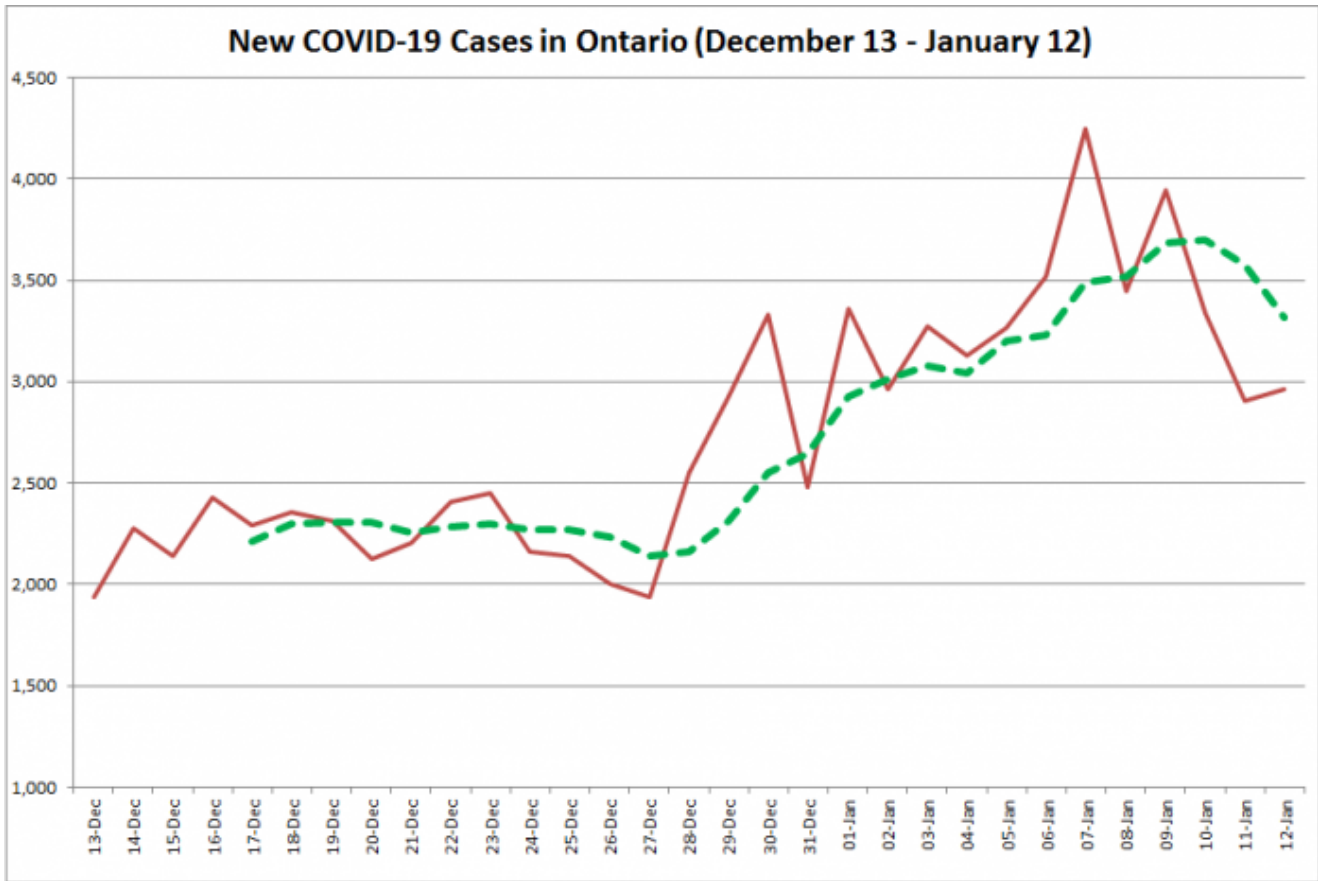
Deaths: 5,127 (increase of 74)

Deaths of residents in long-term care homes: 3,063 (increase of 36)

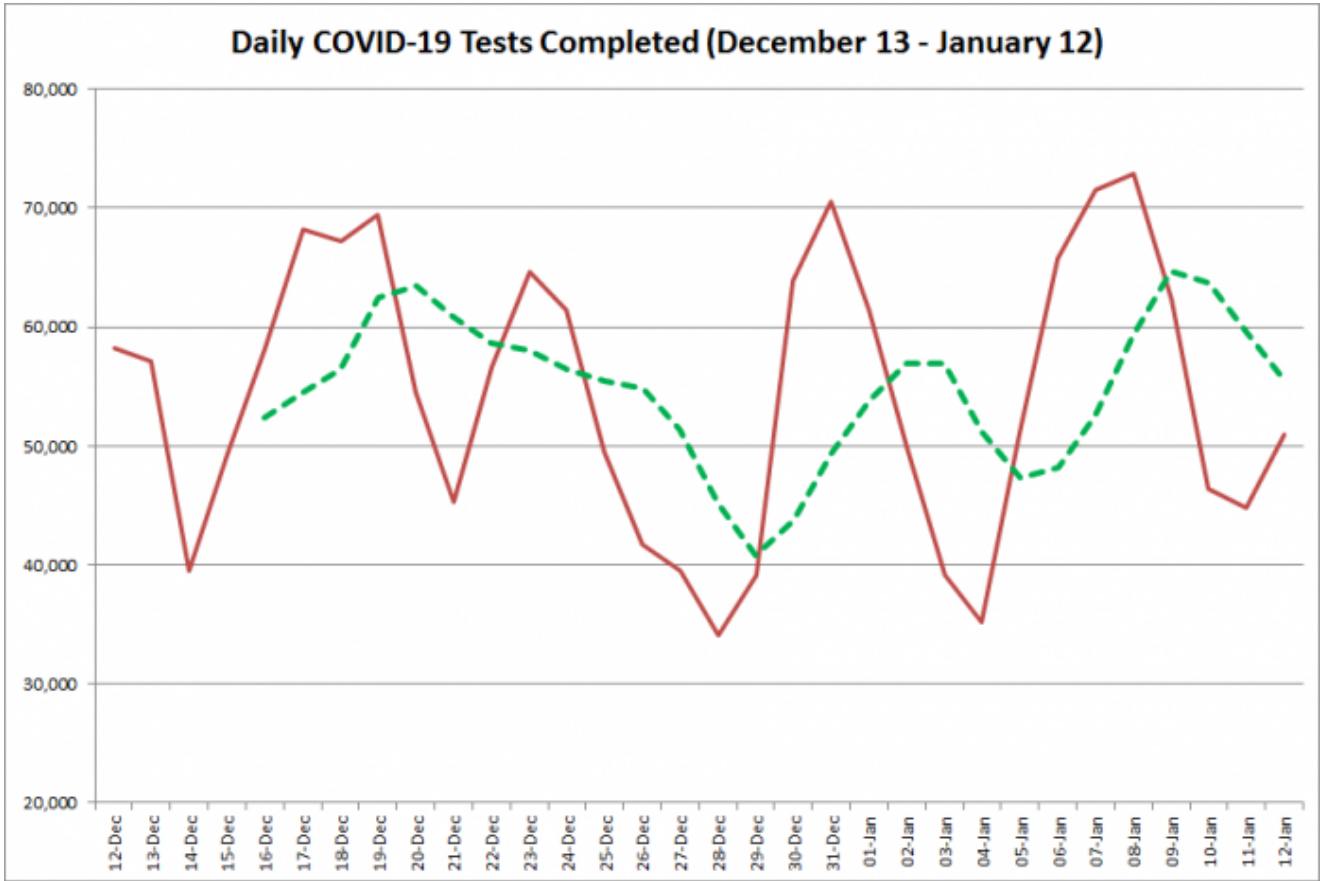
Total tests completed: 8,643,747 (increase of 50,931)

Tests under investigation: 61,259 (increase of 18,105)

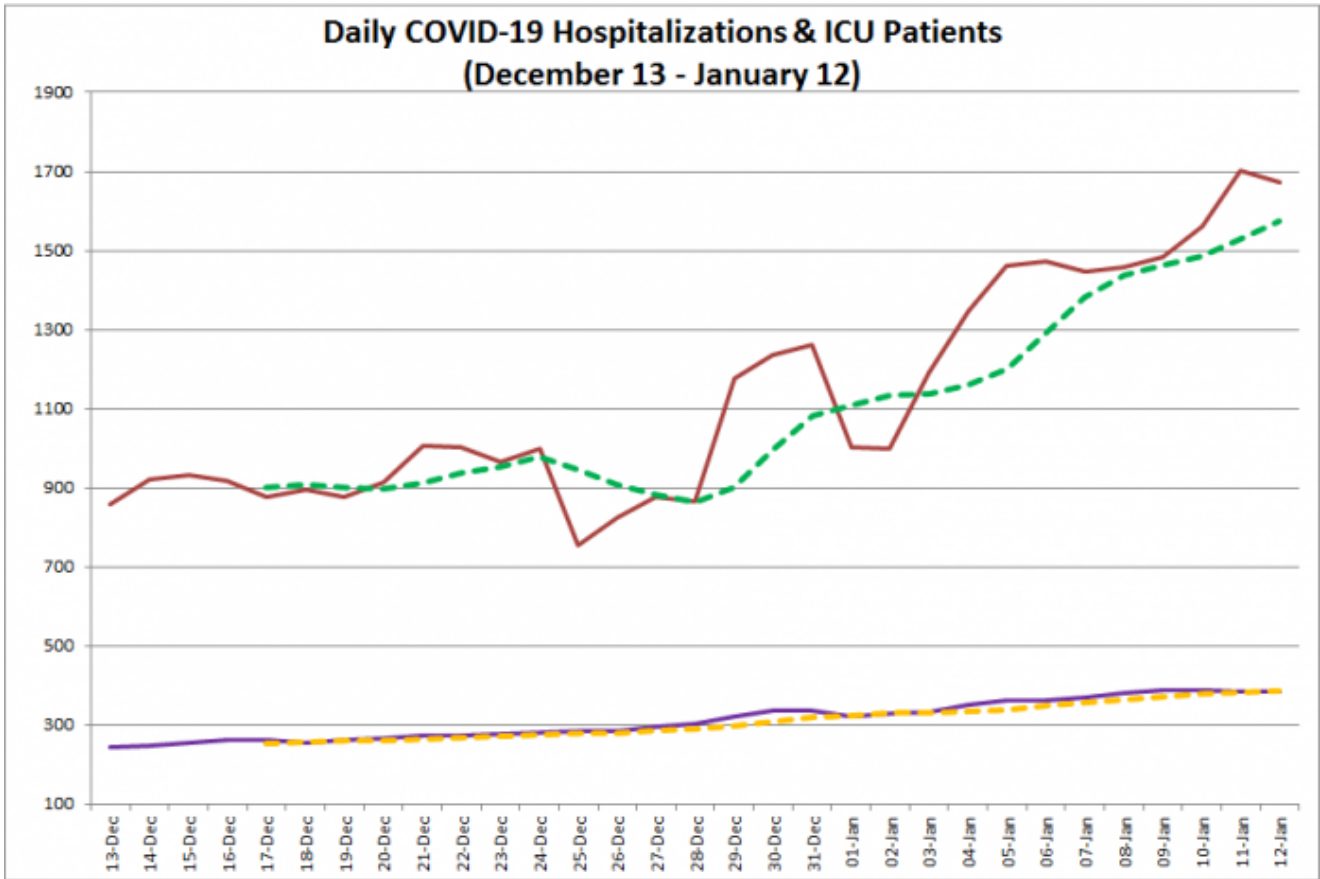
Vaccinations: 11,231 daily doses administered, 144,784 total doses administered, 8,778 total vaccinations completed (both doses)



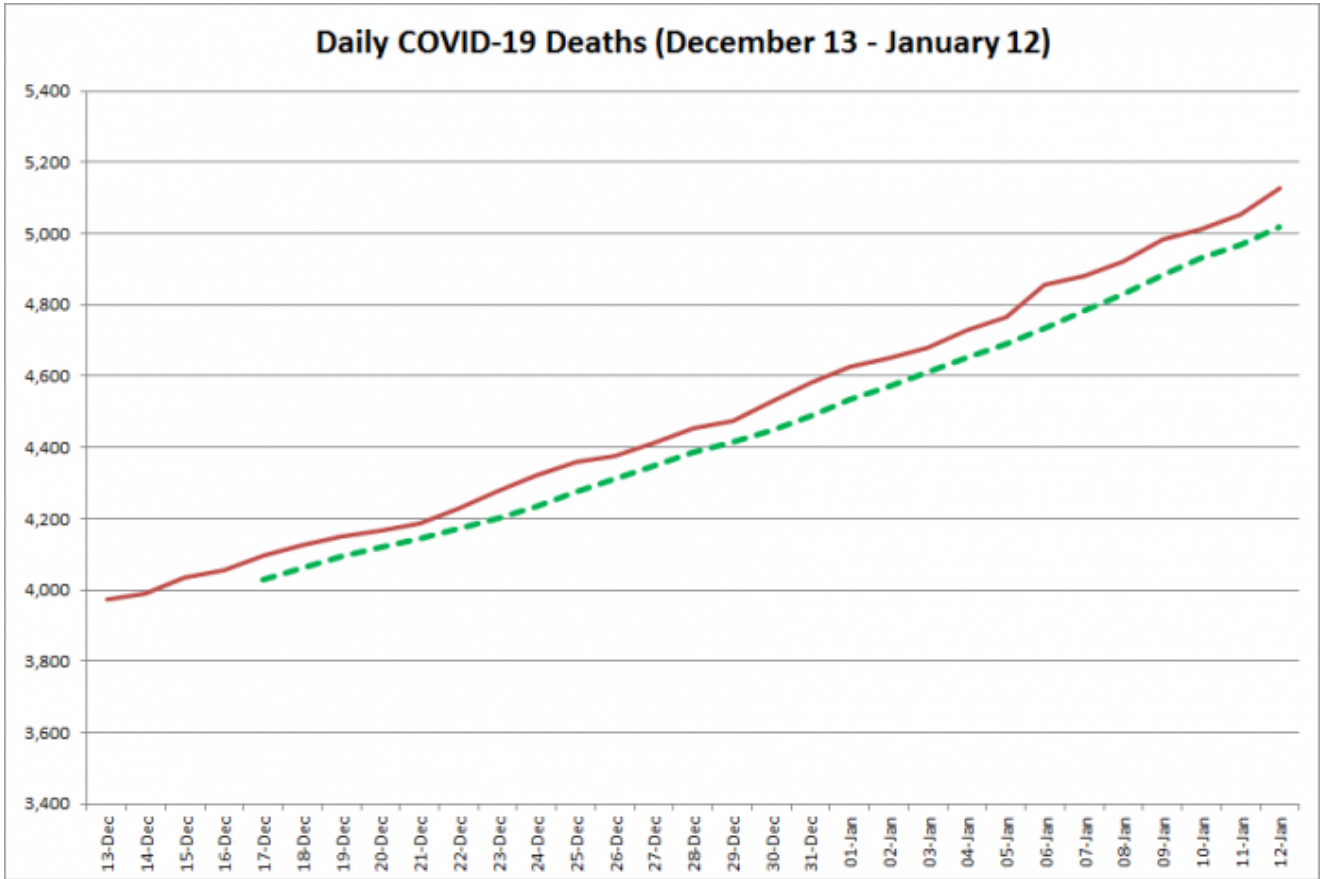
COVID-19 cases in Ontario from December 13, 2020 – January 12, 2021. The red line is the number of new cases reported daily, and the dotted green line is a five-day moving average of new cases. (Graphic: kawarthaNOW.com)



COVID-19 tests completed in Ontario from December 13, 2020 – January 12, 2021. The red line is the number of tests completed daily, and the dotted green line is a five-day moving average of tests completed. (Graphic: kawarthaNOW.com)



COVID-19 hospitalizations and ICU admissions in Ontario from December 13, 2020 – January 12, 2021. The red line is the daily number of COVID-19 hospitalizations, the dotted green line is a five-day moving average of hospitalizations, the purple line is the daily number of patients with COVID-19 in ICUs, and the dotted orange line is a five-day moving average of patients with COVID-19 in ICUs. (Graphic: kawarthaNOW.com)



COVID-19 deaths in Ontario from December 13, 2020 – January 12, 2021. The red line is the cumulative number of daily deaths, and the dotted green line is a five-day moving average of daily deaths. (Graphic: kawarthaNOW.com)

For more information about COVID-19 in Ontario, visit covid-19.ontario.ca.

Comments
