

Ontario reports 2,903 new COVID-19 cases, including 19 in greater Kawarthas region

kawarthanow.com/2021/01/12/covid-19-update-for-peterborough-and-the-greater-kawarthas-region-january-12-2021/

January 12, 2021

Regional active cases unchanged at 148, with 9 new cases in Peterborough, 9 in Northumberland, and 1 in Hastings Prince Edward

By [kawarthaNOW](#) -
Published



Here's an update on COVID-19 cases in Ontario as well as in the greater Kawarthas region.

With Premier Doug Ford announcing a state of emergency today due to the COVID-19 situation, Ontario has reported the lowest increase of new cases since the beginning of the month.

A total of 2,903 cases were reported today, the smallest increase since 2,476 reported on January 1. The seven-day average of daily cases across the province has decreased by 2 to 3,523.

In the greater Kawarthas region, there are 19 new cases to report and 16 additional cases resolved, with the number of active cases across the region remaining unchanged at 148.

Most of today's new cases are in Toronto (939), Peel (545), York (249), Niagara (246), Waterloo (166), and Windsor-Essex (158).

There are double-digit increases in Hamilton (86), Durham (75), Middlesex-London (74), Ottawa (68), Lambton (63), Simcoe Muskoka (58), Southwestern (51), Halton (47), Wellington-Dufferin-Guelph (41), Chatham-Kent (26), Huron Perth (23), Eastern Ontario (18), Thunder Bay (10), and Haliburton, Kawartha, Pine Ridge (10), with smaller increases in Grey Bruce (8), North Bay Parry Sound (6), Sudbury (6), and Brant (6).

The remaining 10 health units are reporting 5 or fewer new cases, with 2 health units reporting no new cases.

Of today's new cases, 53% are among people 39 and younger, with the highest number of cases (1,096) among people ages 20-39, followed by 811 cases among people ages 40-59. With 3,353 more cases resolved since yesterday, the percentage of resolved cases has increased by 0.4% to 84.1%. The average positivity rate across Ontario has increased since yesterday by 0.1% to 7.8%, meaning that 78 out of every 1,000 tests performed were positive for COVID-19 on January 11.

Ontario is reporting 41 new COVID-19 deaths today, including 23 in long-term care homes. Hospitalizations have increased by 138 to 1,701. With 2 fewer patients with COVID-19 in ICUs reported today, there are now 385 COVID-19 patients in ICUs in Ontario. With 6 fewer patients with COVID-19 on ventilators reported today, there are now 262 COVID-19 patients on ventilators.

A total of 44,802 tests were completed yesterday, with the backlog of tests under investigation increasing by 14,380 to 43,154. A total of 133,553 doses of vaccine have been administered, with 11,448 daily doses administered and 6,046 total vaccinations completed (i.e., both doses administered).

Due to the winter break and the remote learning period during the state of emergency, there will be no data to report for schools in southern Ontario until at least January 26. There are 53 new cases in licensed child care settings in Ontario, an increase of 22 from yesterday, with 26 cases among children and 27 cases among staff.

In the greater Kawarthas region, there are 19 new cases to report, including 9 in Peterborough, 9 in Northumberland, and 1 in Hastings Prince Edward. There are no new cases to report in Kawartha Lakes or Haliburton. None of the new cases reported today in licensed child care settings are in the greater Kawarthas region.

An additional 16 cases have been resolved, including 9 in Peterborough, 4 in Hastings Prince Edward, and 3 in Northumberland. The outbreak at Christian Horizons group home in Northumberland has been declared resolved.

There are currently 148 active cases in the greater Kawarthas region, no net change from yesterday, including 51 in Peterborough, 38 in Kawartha Lakes, 34 in Northumberland, 23 in Hastings Prince Edward (1 in Quinte West, 15 in Belleville, 2 in Prince Edward County, and 5 in Central Hastings), and 2 in Haliburton.

Since the pandemic began in the greater Kawarthas region, there have been 446 confirmed positive cases in the Peterborough area (390 resolved with 5 deaths), 320 in the City of Kawartha Lakes (259 resolved with 26 deaths), 309 in Northumberland County (271 resolved with 4 deaths), 38 in Haliburton County (36 resolved with no deaths), and 334 in Hastings and Prince Edward counties (306 resolved with 5 deaths). The most recent 2 deaths were reported in Kawartha Lakes and Northumberland on January 11.

The provincial data in this report is pulled from Ontario's integrated Public Health Information System (iPHIS) at 12 p.m. the previous day. Data from local health units is more current and is usually reflected in the provincial data the following day. There may be discrepancies between the Ontario data reported today (which is from yesterday) and the local health unit data reported today (which is from today).

Haliburton, Kawartha, Pine Ridge District Health Unit

The Haliburton, Kawartha, Pine Ridge District Health Unit's service area is the City of Kawartha Lakes, Northumberland County, and Haliburton County.

The health unit provides reports from Monday to Saturday, excluding statutory holidays. These numbers are for a two-day period (January 10 and 11).

Confirmed positive: 667, including 320 in Kawartha Lakes, 309 in Northumberland, and 38 in Haliburton (increase of 9 in Northumberland)*

Active cases: 74, including 38 in Kawartha Lakes, 34 in Northumberland, and 2 in Haliburton (net increase of 4)

Probable cases: 3, including 1 in Kawartha Lakes and 2 in Northumberland (increase of 3)

High-risk contacts: 139, including 51 in Kawartha Lakes, 52 in Northumberland, and 5 in Haliburton (net increase of 13)**

Hospitalizations (total to date): 28, including 19 in Kawartha Lakes, 8 in Northumberland, and 1 in Haliburton (no change)***

Deaths (including among probable cases): 40, including 36 in Kawartha Lakes and 4 in Northumberland (no change)

Resolved: 566, including 259 in Kawartha Lakes, 271 in Northumberland, 36 in Haliburton (increase of 3 in Northumberland)

Institutional outbreaks: Hope St. Terrace long-term care home in Port Hope, Fenelon Court in Fenelon Falls, Island Park Retirement Residence in Campbellford, Maplewood long-term care home in Brighton, Caressant Care McLaughlin Road in Lindsay (decrease of 1)****

**The health unit states that total counts and counts for individual counties may fluctuate from previously reported counts as cases are transferred to or from the health unit based on case investigation details and routine data cleaning.*

***This total includes 30 high-risk contacts directly followed up through the Public Health Ontario contact tracing process that are missing the contacts' county.*

****As of January 11, Ross Memorial Hospital in Lindsay reports 7 patients are hospitalized with COVID-19.*

*****The outbreak at Christian Horizons group home in Northumberland has been declared resolved.*

Province of Ontario

Confirmed positive: 222,023 (increase of 2,903)

Resolved: 186,829 (increase of 3,353, 84.1% of all cases)

Positivity rate: 7.8% (increase of 0.1%)

Hospitalized: 1,701 (increase of 138)

Hospitalized and in ICU: 385 (decrease of 2)

Hospitalized and in ICU on ventilator: 262 (decrease of 6)

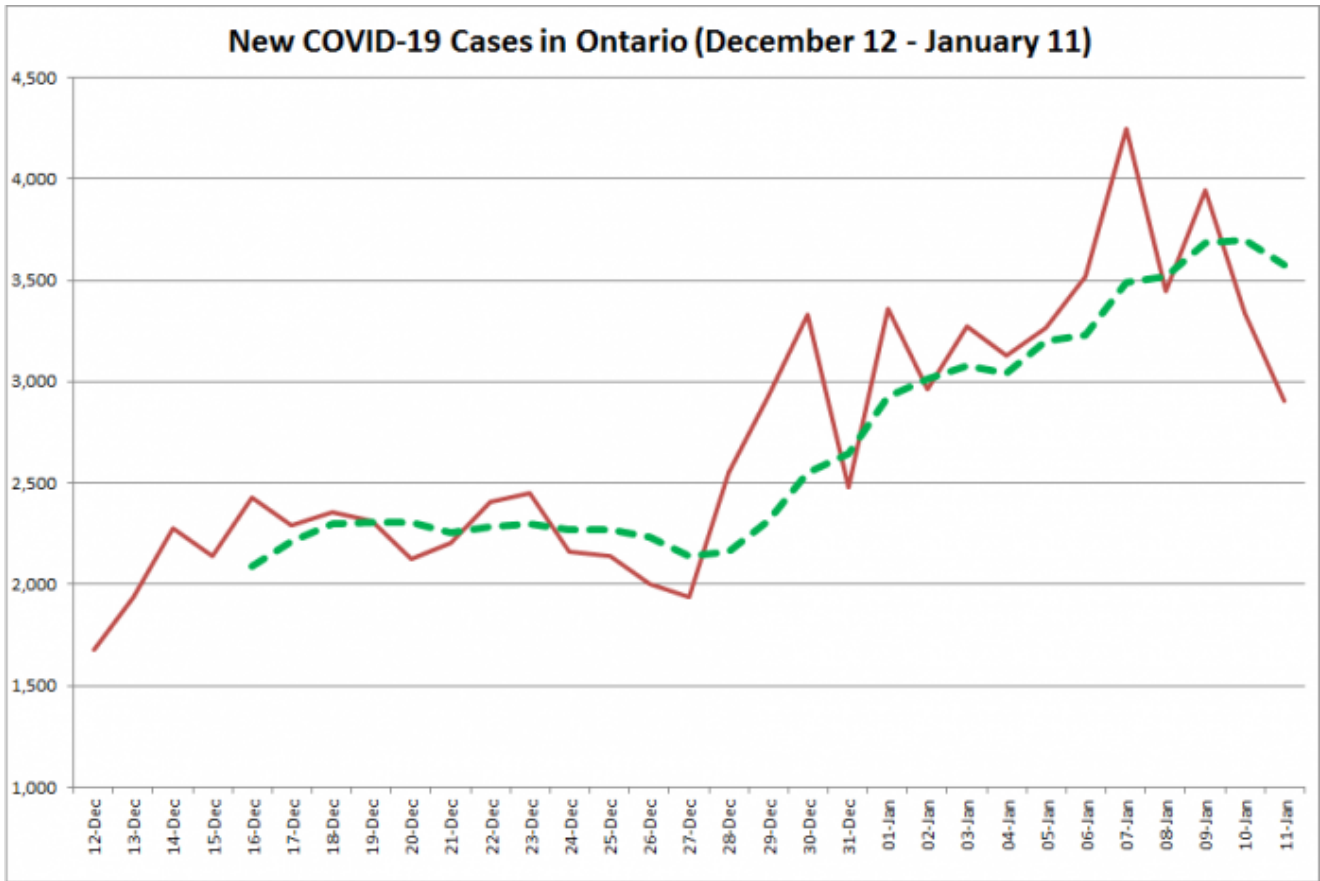
Deaths: 5,053 (increase of 41)

Deaths of residents in long-term care homes: 3,027 (increase of 23)

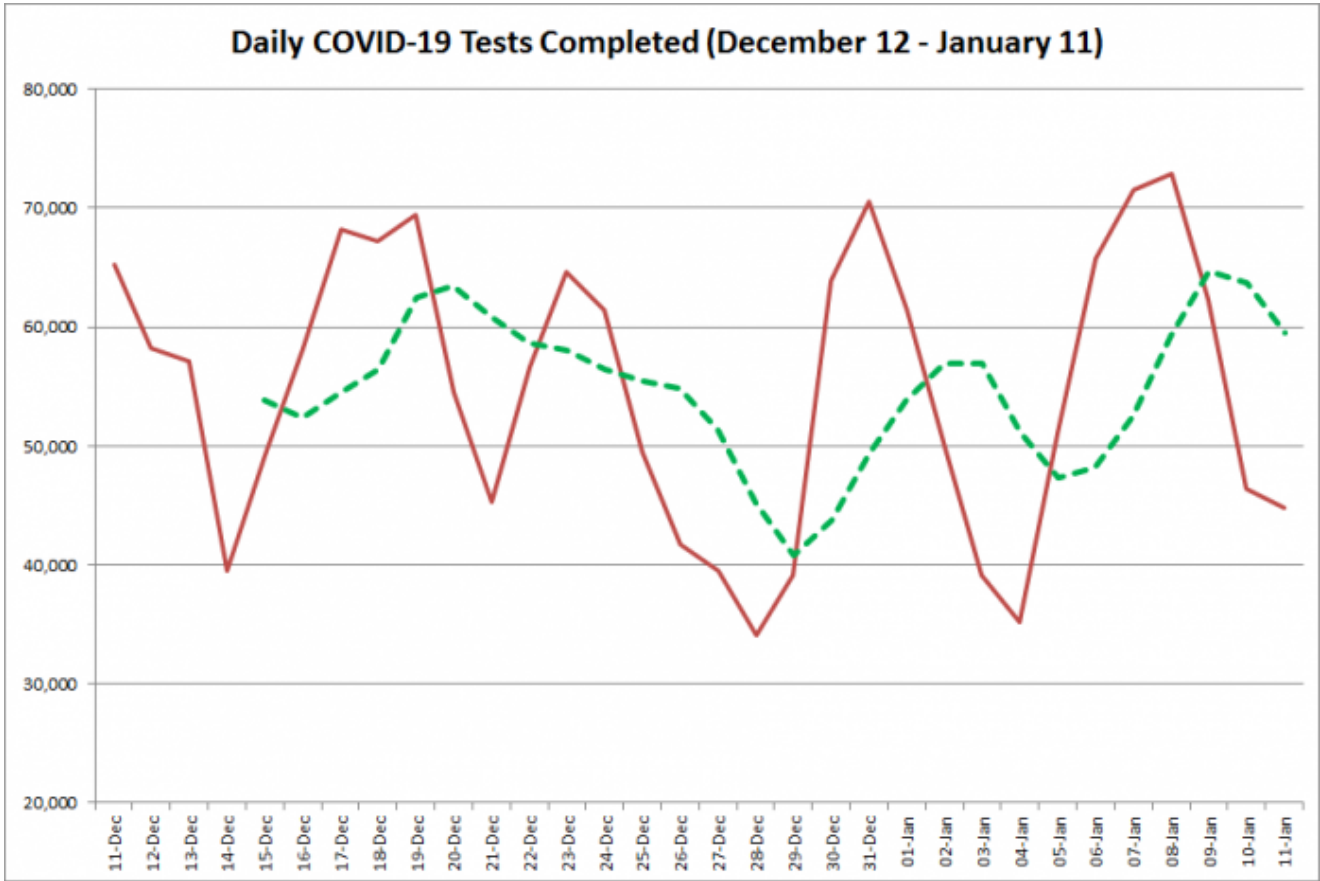
Total tests completed: 8,592,816 (increase of 44,802)

Tests under investigation: 43,154 (increase of 14,380)

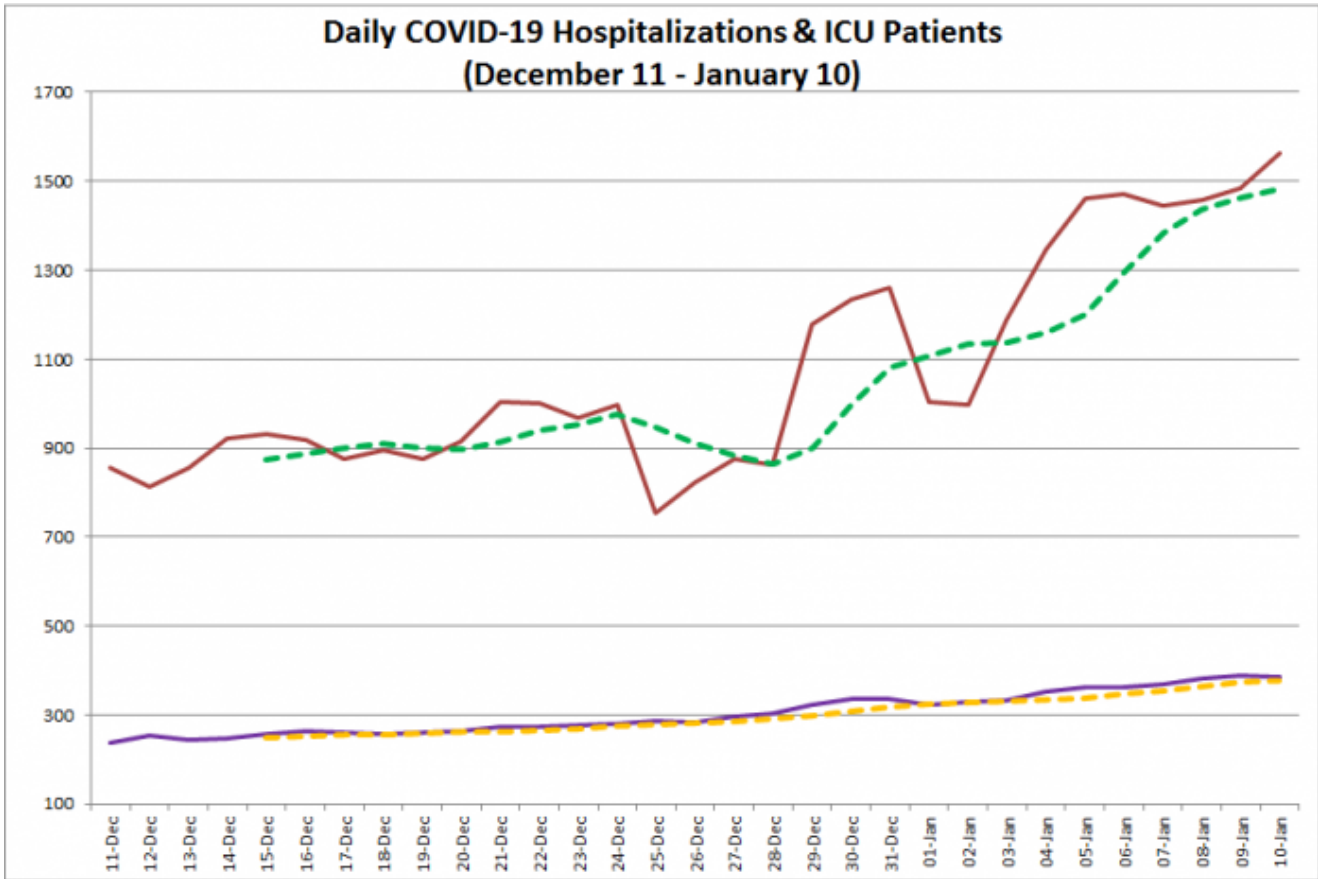
Vaccinations: 11,448 daily doses administered, 133,553 total doses administered, 6,046 total vaccinations completed (both doses)



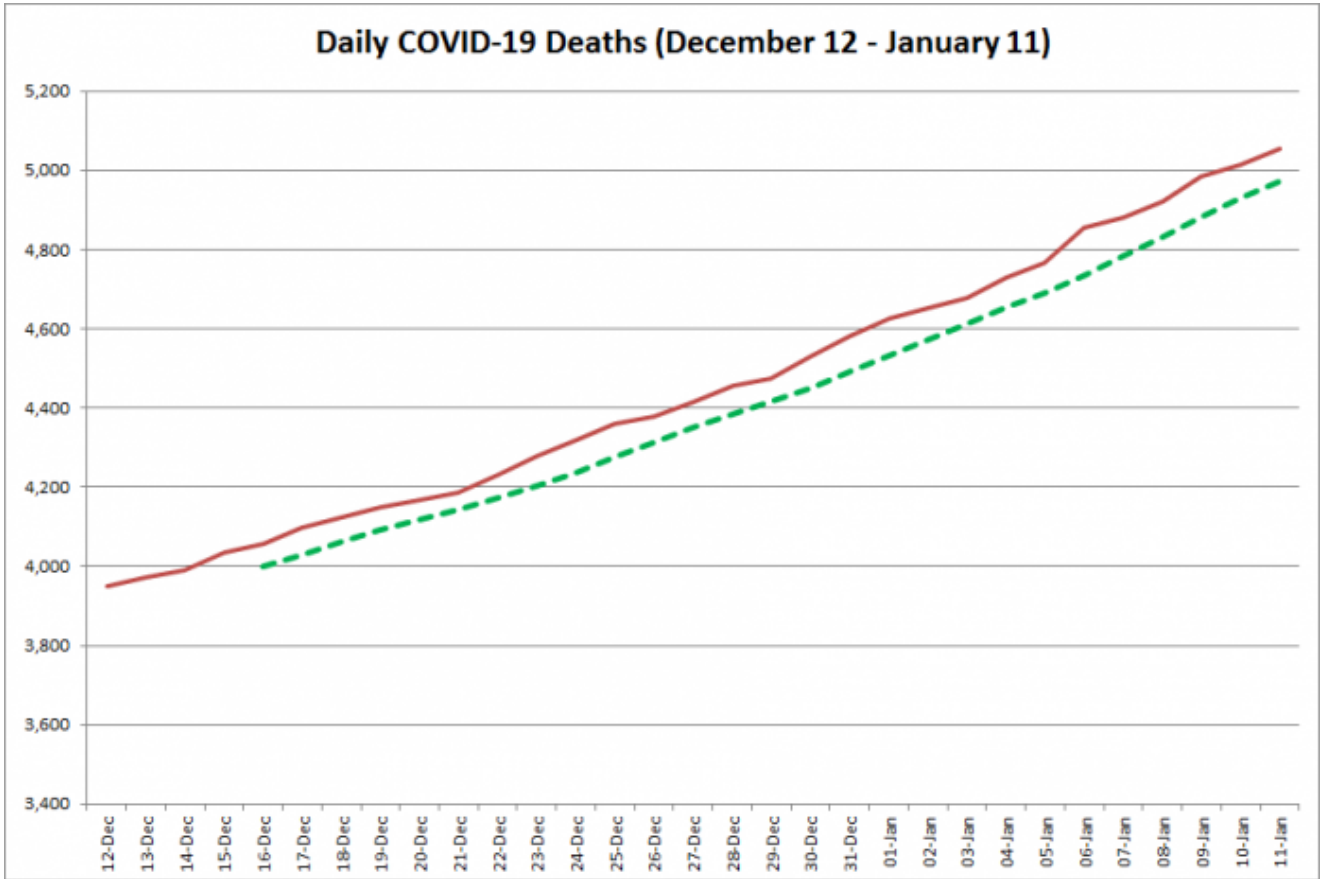
COVID-19 cases in Ontario from December 12, 2020 – January 11, 2021. The red line is the number of new cases reported daily, and the dotted green line is a five-day moving average of new cases. (Graphic: kawarthaNOW.com)



COVID-19 tests completed in Ontario from December 12, 2020 – January 11, 2021. The red line is the number of tests completed daily, and the dotted green line is a five-day moving average of tests completed. (Graphic: kawarthaNOW.com)



COVID-19 hospitalizations and ICU admissions in Ontario from December 12, 2020 – January 11, 2021. The red line is the daily number of COVID-19 hospitalizations, the dotted green line is a five-day moving average of hospitalizations, the purple line is the daily number of patients with COVID-19 in ICUs, and the dotted orange line is a five-day moving average of patients with COVID-19 in ICUs. (Graphic: kawarthaNOW.com)



COVID-19 deaths in Ontario from December 12, 2020 – January 11, 2021. The red line is the cumulative number of daily deaths, and the dotted green line is a five-day moving average of daily deaths. (Graphic: kawarthaNOW.com)

For more information about COVID-19 in Ontario, visit [covid-19.ontario.ca](https://www.covid-19.ontario.ca).

Comments
