

Ontario reports 3,443 new COVID-19 cases, including 21 in greater Kawarthas region

kawarthanow.com/2021/01/09/covid-19-update-for-peterborough-and-the-greater-kawarthas-region-january-9-2021/

January 9, 2021

Regional active cases decrease to 173, with 9 new cases in Peterborough, 5 in Kawartha Lakes, 4 in Hastings Prince Edward, 3 in Northumberland

By [kawarthaNOW](#) -
Published



Here's an update on COVID-19 cases in Ontario as well as in the greater Kawarthas region.

Ontario is reporting 3,443 new cases today, with the seven-day average of daily cases across the province increasing by 12 to 3,406.

In the greater Kawarthas region, there are 21 new cases to report and 37 additional cases resolved, with the number of active cases across the region decreasing by 15 to 173.

Three new outbreaks have been declared, in congregate-care settings in Belleville, Fenelon Falls, and Campbellford. A workplace outbreak in Peterborough County has been declared resolved.

Most of today's new cases are in Toronto (1,070), Peel (548), York (303), Windsor-Essex (282), Ottawa (179), Durham (166), Niagara (134), and Waterloo (116).

There are double-digit increases in Middlesex-London (80), Halton (78), Simcoe Muskoka (71), Hamilton (67), Wellington-Dufferin-Guelph (55), Southwestern (47), Lambton (45), Eastern Ontario (42), Haldimand-Norfolk (26), Huron Perth (22), Brant (15), Sudbury (13), Porcupine (11), Chatham-Kent (11), Grey Bruce (11), Algoma (10), Haliburton, Kawartha, Pine Ridge (10), with smaller increases in Renfrew (9) and Peterborough (8).

The remaining 7 health units are reporting 5 or fewer new cases, with 1 health unit (Timiskaming) reporting no new cases.

Of today's new cases, 51% are among people 39 and younger, with the highest number of cases (1,261) among people ages 20-39, followed by 979 cases among people ages 40-59. With 2,915 more cases resolved since yesterday, the percentage of resolved cases remains unchanged at 84.1%. The average positivity rate across Ontario is unavailable on weekends.

Ontario is reporting 40 new COVID-19 deaths today, including 26 deaths in long-term care facilities. Hospitalizations have increased by 11 to 1,457. With 13 more patients with COVID-19 in ICUs reported today, there are now 382 COVID-19 ICU patients in Ontario. With 6 fewer COVID-19 patients on ventilators reported today, there are now 244 COVID-19 patients on ventilators.

A total of 72,900 tests were completed yesterday, with the backlog of tests under investigation decreasing by 11,839 to 61,228. A total of 103,263 doses of vaccine have been administered, with 15,700 daily doses administered and 5,880 total vaccinations completed (i.e., both doses administered).

In the greater Kawarthas region, there are 21 new cases to report, including 9 in Peterborough, 5 in Kawartha Lakes, 4 in Hastings Prince Edward, and 3 in Northumberland. There are no new cases in Haliburton, but active cases there have increased by 1.

Three new COVID-19 outbreaks have been declared in the region as of January 8: Hastings Manor Beech Villa in Belleville, Fenelon Court long-term care home in Fenelon Falls, and Island Park Retirement Residence in Campbellford. An outbreak at a workplace in Otonabee-South Monaghan in Peterborough County has been declared resolved.

An additional 37 cases have been resolved, including 25 in Peterborough, 8 in Kawartha Lakes, 3 in Hastings Prince Edward, and 1 in Northumberland.

There are currently 173 active cases in the greater Kawarthas region, a decrease of 15 from yesterday, including 66 in Peterborough, 39 in Kawartha Lakes, 35 in Northumberland, 28 in Hastings Prince Edward (5 in Quinte West, 15 in Belleville, 3 in Prince Edward County, and 5 in Central Hastings), and 5 in Haliburton.

Since the pandemic began in the greater Kawarthas region, there have been 432 confirmed positive cases in the Peterborough area (361 resolved with 5 deaths), 308 in the City of Kawartha Lakes (247 resolved with 35 deaths), 291 in Northumberland County (253 resolved with 3 deaths), 37 in Haliburton County (32 resolved with no deaths), and 329 in Hastings and Prince Edward counties (296 resolved with 5 deaths). The most recent death was reported in Kawartha Lakes on January 8.

The provincial data in this report is pulled from Ontario's integrated Public Health Information System (iPHIS) at 12 p.m. the previous day. Data from local health units is more current and is usually reflected in the provincial data the following day. There may be discrepancies between the Ontario data reported today (which is from yesterday) and the local health unit data reported today (which is from today).

Haliburton, Kawartha, Pine Ridge District Health Unit

The Haliburton, Kawartha, Pine Ridge District Health Unit's service area is the City of Kawartha Lakes, Northumberland County, and Haliburton County.

The health unit provides reports from Monday to Saturday, excluding statutory holidays.

Confirmed positive: 627, including 308 in Kawartha Lakes, 291 in Northumberland, and 37 in Haliburton (increase of 8, including 5 in Kawartha Lakes and 3 in Northumberland)*

Active cases: 80, including 39 in Kawartha Lakes, 35 in Northumberland, and 5 in Haliburton (no net change)

Probable cases: 1, in Kawartha Lakes (net decrease of 1)

High-risk contacts: 124, including 41 in Kawartha Lakes, 54 in Northumberland, and 8 in Haliburton (net decrease of 14)**

Hospitalizations (total to date): 26, including 17 in Kawartha Lakes, 8 in Northumberland, and 1 in Haliburton (no change)***

Deaths (including among probable cases): 38, including 35 in Kawartha Lakes and 3 in Northumberland (no change)

Resolved: 532, including 247 in Kawartha Lakes, 253 in Northumberland, 32 in Haliburton (increase of 9, including 8 in Kawartha Lakes and 1 in Northumberland)

Institutional outbreaks: Christian Horizons group home in Northumberland, Hope St. Terrace long-term care home in Port Hope, Fenelon Court in Fenelon Falls, Island Park Retirement Residence in Campbellford (increase of 2)****

**The health unit states that total counts and counts for individual counties may fluctuate from previously reported counts as cases are transferred to or from the health unit based on case investigation details and routine data cleaning.*

***This total includes 16 high-risk contacts directly followed up through the Public Health Ontario contact tracing process that are missing the contacts' county.*

****As of January 8, Ross Memorial Hospital in Lindsay reports 4 patients are hospitalized with COVID-19.*

*****Outbreaks were declared at Fenelon Court Long-Term Care Home in Fenelon Falls and Island Park Retirement Residence in Campbellford on January 8.*

Province of Ontario

Confirmed positive: 211,837 (increase of 3,443)

Resolved: 178,224 (increase of 2,915, 84.1% of all cases)

Positivity rate: 6.2% (as of January 8, updates not available on weekends)

Hospitalized: 1,457 (increase of 11)

Hospitalized and in ICU: 382 (increase of 13)

Hospitalized and in ICU on ventilator: 244 (decrease of 6)

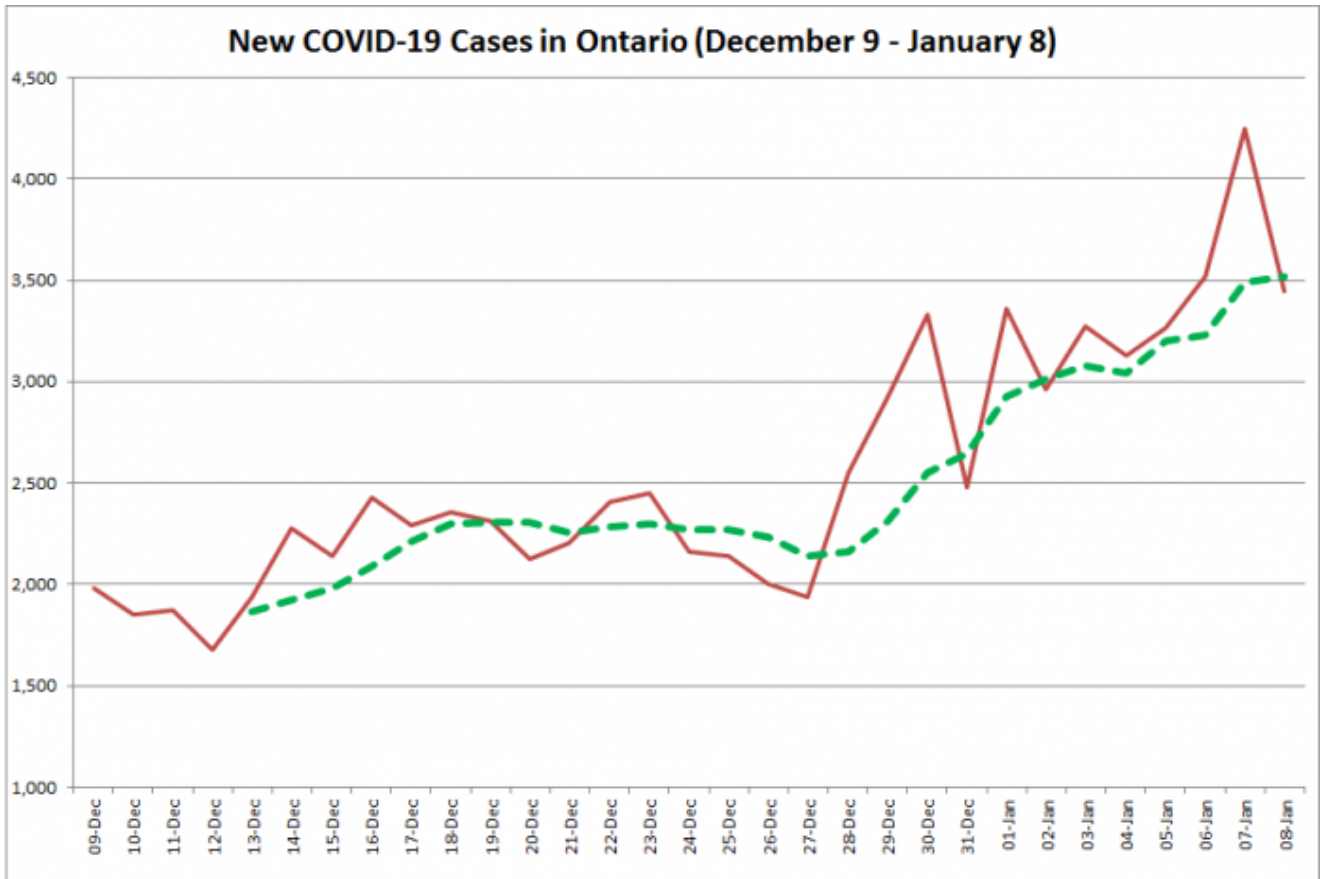
Deaths: 4,922 (increase of 40)

Deaths of residents in long-term care homes: 2,969 (increase of 26)

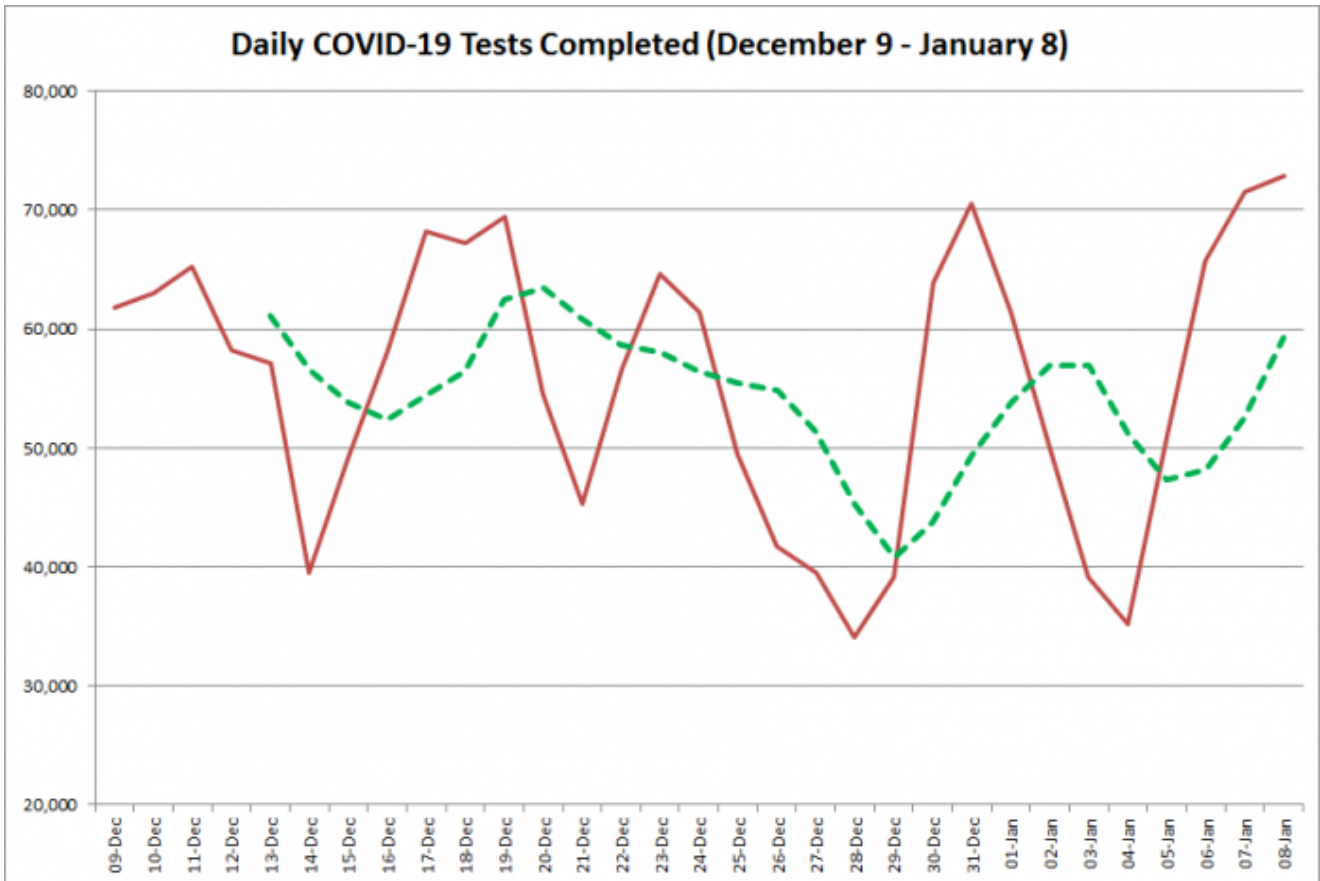
Total tests completed: 8,439,303 (increase of 72,900)

Tests under investigation: 61,228 (decrease of 11,839)

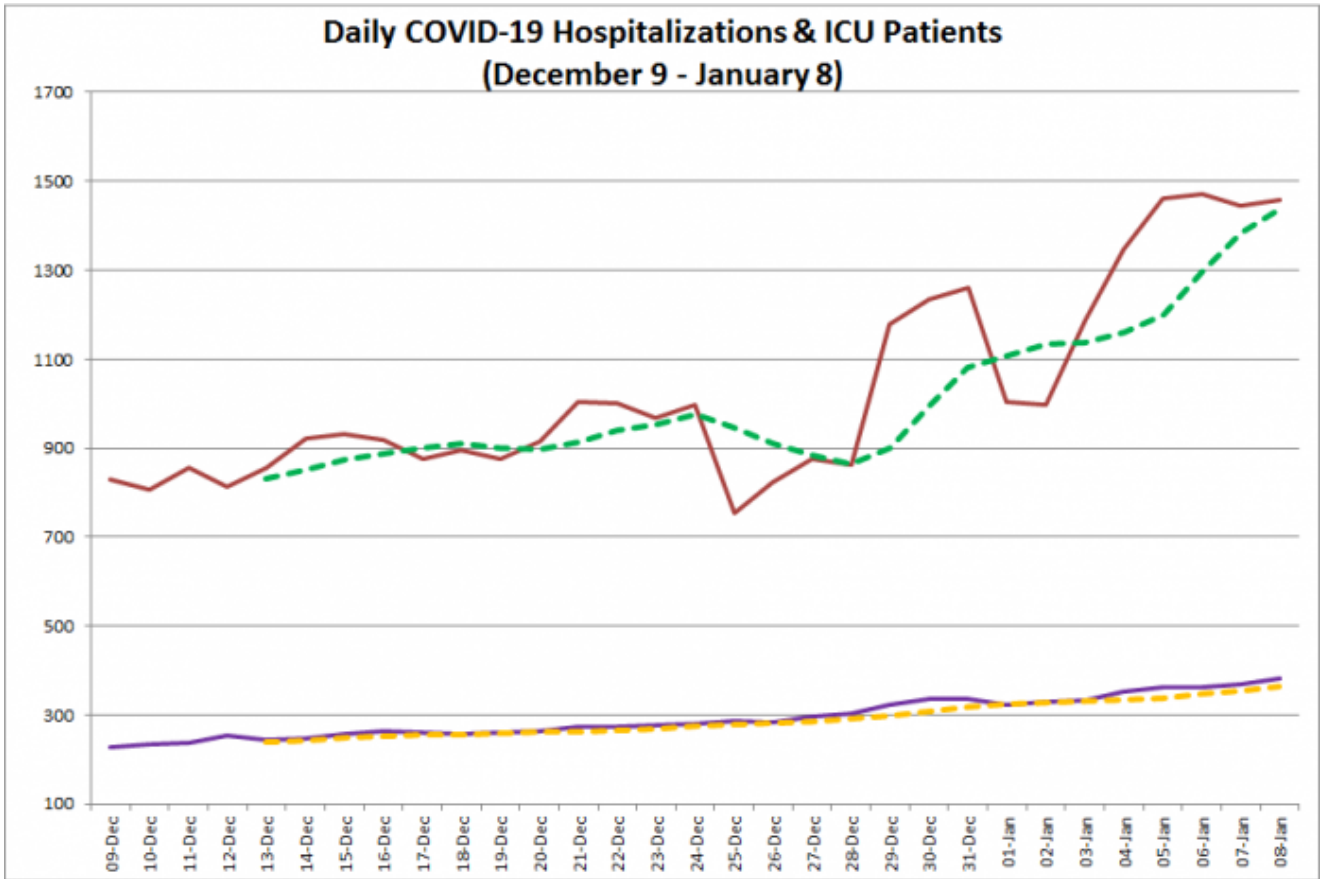
Vaccinations: 15,700 daily doses administered, 103,263 total doses administered, 5,880 total vaccinations completed (both doses)



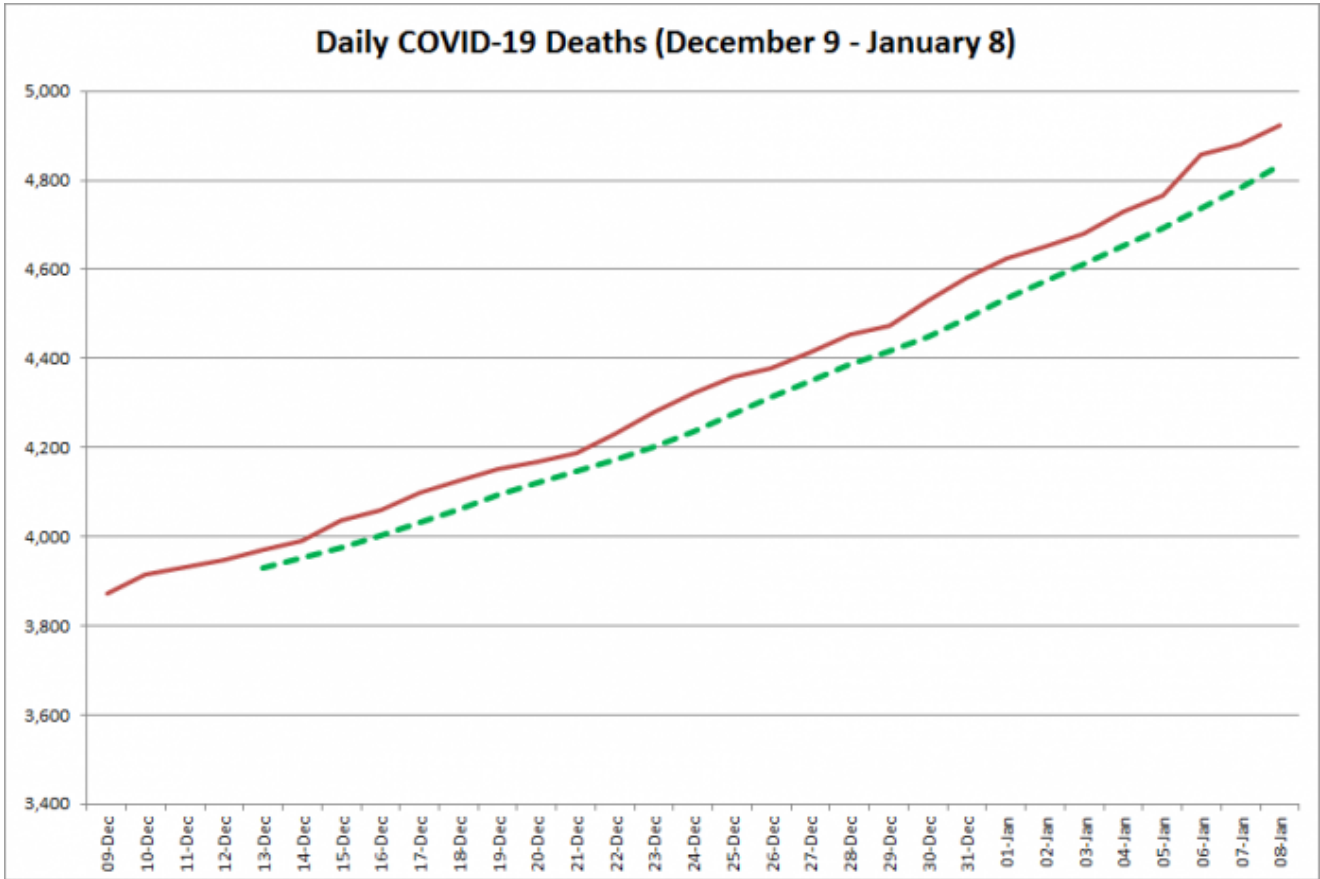
COVID-19 cases in Ontario from December 9, 2020 – January 8, 2021. The red line is the number of new cases reported daily, and the dotted green line is a five-day moving average of new cases. (Graphic: kawarthaNOW.com)



COVID-19 tests completed in Ontario from December 9, 2020 – January 8, 2021. The red line is the number of tests completed daily, and the dotted green line is a five-day moving average of tests completed. (Graphic: kawarthaNOW.com)



COVID-19 hospitalizations and ICU admissions in Ontario from December 9, 2020 – January 8, 2021. The red line is the daily number of COVID-19 hospitalizations, the dotted green line is a five-day moving average of hospitalizations, the purple line is the daily number of patients with COVID-19 in ICUs, and the dotted orange line is a five-day moving average of patients with COVID-19 in ICUs. (Graphic: kawarthaNOW.com)



COVID-19 deaths in Ontario from December 9, 2020 – January 8, 2021. The red line is the cumulative number of daily deaths, and the dotted green line is a five-day moving average of daily deaths. (Graphic: kawarthaNOW.com)

For more information about COVID-19 in Ontario, visit covid-19.ontario.ca.

Comments
