

# Ontario reports 3,266 COVID-19 cases, including 21 in greater Kawarthas region

[kawarthanow.com/2021/01/06/covid-19-update-for-peterborough-and-the-greater-kawarthas-region-january-6-2021/](https://kawarthanow.com/2021/01/06/covid-19-update-for-peterborough-and-the-greater-kawarthas-region-january-6-2021/)

January 6, 2021

## Regional active cases decrease to 197, with 9 new cases in Kawartha Lakes, 7 in Peterborough, 3 in Hastings Prince Edward, 2 in Northumberland

By [kawarthaNOW](#) -  
Published



Here's an update on COVID-19 cases in Ontario as well as in the greater Kawarthas region.

Today, Ontario is reporting 3,266 new cases, with the seven-day average of daily cases across the province increasing by 49 to 3,065.

Cases in the triple digits are being reported by 10 of the province's 34 health units.

In the greater Kawarthas region, there are 21 new cases to report and 25 additional cases resolved, with the number of active cases across the region decreasing by 4 to 197.

Most of today's new cases are in Toronto (805), Peel (523), York (349), Windsor-Essex (208), Waterloo (206), Niagara (192), Hamilton (153), Durham (145), Middlesex-London (127), and Halton (100).

There are double-digit increases in Ottawa (94), Wellington-Dufferin-Guelph (64), Simcoe Muskoka (57), Eastern Ontario (47), Southwestern (45), Lambton (24), Kingston, Frontenac and Lennox & Addington (14), Haliburton, Kawartha, Pine Ridge (14), Chatham-Kent (14), and Thunder Bay (10), with smaller increases in North Bay Parry Sound (9), Sudbury (8), Brant (8), Algoma (7), Hastings Prince Edward (7), Leeds, Grenville & Lanark (7), Haldimand-Norfolk (7), and Huron Perth (6).

The remaining 6 health units are reporting 5 or fewer new cases, with only 1 health unit (Porcupine) reporting no new cases at all.

Of today's new cases, 52% are among people under the age of 40, with the highest number of cases (1,239) among people ages 20-39, followed by 935 cases among people ages 40-59, 461 cases among people ages 19 and under, and 447 cases among people ages 60-79. With 3,005 more cases resolved since yesterday, the percentage of resolved cases has increased by 0.1% to 84.6%. The average positivity rate across Ontario has decreased since yesterday by 0.9% to 8.5%, meaning that 85 out of every 1,000 tests performed were positive for COVID-19 on January 5.

Ontario is reporting 37 new COVID-19 deaths today, including 20 deaths in long-term care facilities. Hospitalizations increased by 116 to 1,463. With 9 more patients with COVID-19 in ICUs reported today, there are now 361 COVID-19 ICU patients in Ontario. With 1 more COVID-19 patient on a ventilator reported today, there are now 246 COVID-19 patients on ventilators.

A total of 51,045 tests were completed yesterday, with the backlog of tests under investigation increasing by 15,679 to 55,484. A total of 60,380 doses of vaccine have been administered, with 10,350 daily doses administered and 860 total vaccinations completed (i.e., both doses).

Due to the winter break and the remote learning period during the provincial shutdown, there will be no data to report for Ontario schools until January 9. There are 57 new cases in licensed child care settings, a decrease of 1 from yesterday, with 16 cases among children and 41 cases among staff.

In the greater Kawarthas region, there are 21 new cases to report, including 9 in Kawartha Lakes, 7 in Peterborough, 3 in Hastings Prince Edward, and 2 in Northumberland. There are no new cases in Haliburton, although the number of active cases there has increased by 2.

None of the new cases reported today in licensed child care settings are in the greater Kawarthas region.

An additional 25 cases have been resolved, including 10 in Northumberland, 8 in Kawartha Lakes, 4 in Peterborough, and 3 in Hastings Prince Edward. As of January 6, the outbreak at Riverview Manor in Peterborough has been declared resolved.

There are currently 197 active cases in the greater Kawarthas region, a decrease of 4 from yesterday, including 92 in Peterborough, 34 in Kawartha Lakes, 33 in Hastings Prince Edward (12 in Quinte West, 15 in Belleville, 2 in Prince Edward County, 3 in Central Hastings, and 1 in North Hastings), 32 in Northumberland, and 6 in Haliburton.

Since the pandemic began in the greater Kawarthas region, there have been 406 confirmed positive cases in the Peterborough area (309 resolved with 5 deaths), 285 in the City of Kawartha Lakes (231 resolved with 32 deaths), 275 in Northumberland County (240 resolved with 3 deaths), 35 in Haliburton County (29 resolved with no deaths), and 313 in Hastings and Prince Edward counties (275 resolved with 5 deaths). The most recent death was reported in Northumberland on January 5.

Province-wide, there have been 200,626 confirmed cases, an increase of 3,266 from yesterday, with 169,795 cases resolved (84.6% of all cases), an increase of 3,005 from yesterday. There have been 4,767 deaths, an increase of 37 from yesterday, with 2,885 deaths in long-term care homes, an increase of 20 from yesterday. The number of hospitalizations has increased by 116 to 1,463. With 9 more patients with COVID-19 in ICUs reported today, there are now 361 COVID-19 ICU patients in Ontario. With 1 more COVID-19 patient on a ventilator reported today, there are now 246 COVID-19 patients on ventilators. A total of 8,229,150 tests have been completed, an increase of 51,045 from yesterday, with 55,484 tests under investigation, an increase of 15,679 from yesterday. A total of 60,380 doses of vaccine have been administered, with 10,350 daily doses administered and 860 total vaccinations completed (i.e., both doses).

The provincial data in this report is pulled from Ontario's integrated Public Health Information System (iPHIS) at 12 p.m. the previous day. Data from local health units is more current and is usually reflected in the provincial data the following day. There may be discrepancies between the Ontario data reported today (which is from yesterday) and the local health unit data reported today (which is from today).

## **Haliburton, Kawartha, Pine Ridge District Health Unit**

---

The Haliburton, Kawartha, Pine Ridge District Health Unit's service area is the City of Kawartha Lakes, Northumberland County, and Haliburton County.

*The health unit provides reports from Monday to Saturday, excluding statutory holidays.*

**Confirmed positive:** 595, including 285 in Kawartha Lakes, 275 in Northumberland, and 35 in Haliburton (increase of 11, including 9 in Kawartha Lakes and 2 in Northumberland)\*

**Active cases:** 72, including 34 in Kawartha Lakes, 32 in Northumberland, and 6 in Haliburton (net decrease of 7)

**Probable cases:** 3, including 1 in Kawartha Lakes and 2 in Northumberland (increase of 1 in Kawartha Lakes)

**High-risk contacts:** 147, including 45 in Kawartha Lakes, 68 in Northumberland, and 4 in Haliburton (net decrease of 14)\*\*

**Hospitalizations (total to date):** 25, including 16 in Kawartha Lakes, 8 in Northumberland, and 1 in Haliburton (no change)\*\*\*

**Deaths:** 35 (no change)

**Resolved:** 500, including 231 in Kawartha Lakes, 240 in Northumberland, 29 in Haliburton (increase of 18, including 8 in Kawartha Lakes and 10 in Northumberland)

**Institutional outbreaks:** Christian Horizons group home in Northumberland, Hope St. Terrace long-term care home in Port Hope (no change)

*\*The health unit states that total counts and counts for individual counties may fluctuate from previously reported counts as cases are transferred to or from the health unit based on case investigation details and routine data cleaning.*

*\*\*This total includes 30 high-risk contacts directly followed up through the Public Health Ontario contact tracing process that are missing the contacts' county.*

*\*\*As of January 6, Ross Memorial Hospital in Lindsay reports 3 patients are hospitalized with COVID-19.*

## Province of Ontario

---

**Confirmed positive:** 200,626 (increase of 3,266)

**Resolved:** 169,795 (increase of 3,005, 84.6% of all cases)

**Positivity rate:** 8.5% (decrease of 0.9%)

**Hospitalized:** 1,463 (increase of 116)

**Hospitalized and in ICU:** 361 (increase of 9)

**Hospitalized and in ICU on ventilator:** 246 (increase of 1)

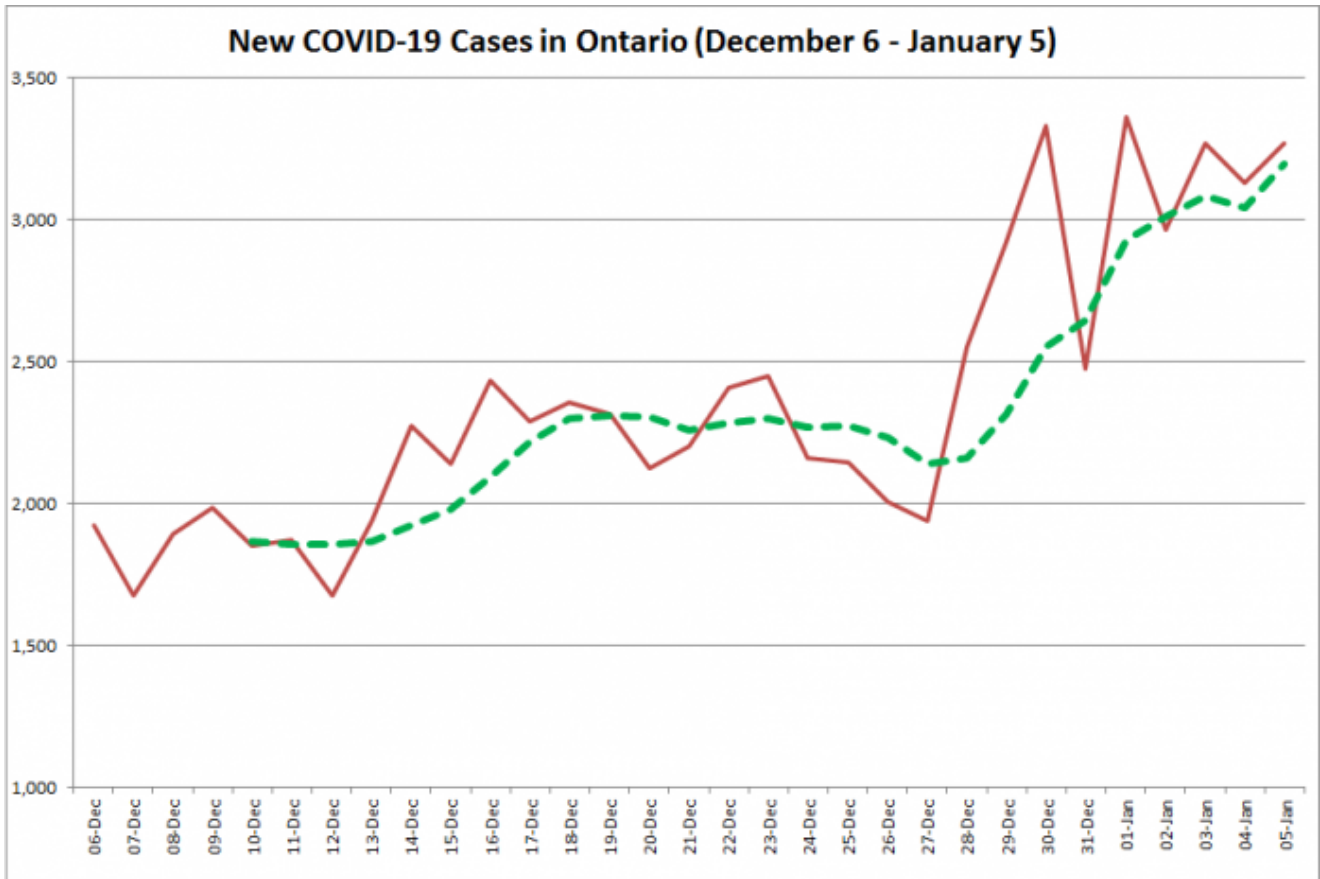
**Deaths:** 4,767 (increase of 37)

**Deaths of residents in long-term care homes:** 2,885 (increase of 20)

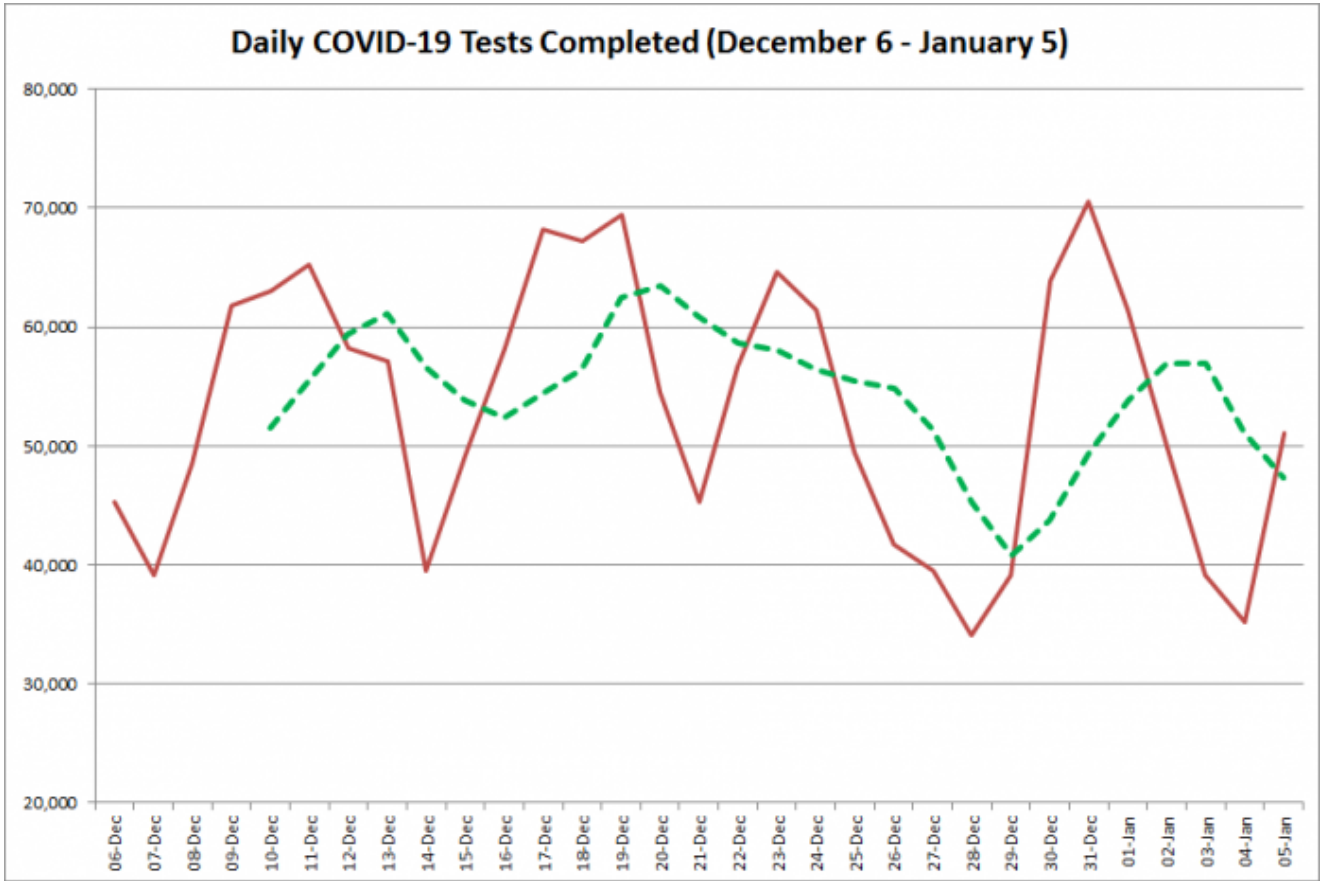
**Total tests completed:** 8,229,150 (increase of 51,045)

**Tests under investigation:** 55,484 (increase of 15,679)

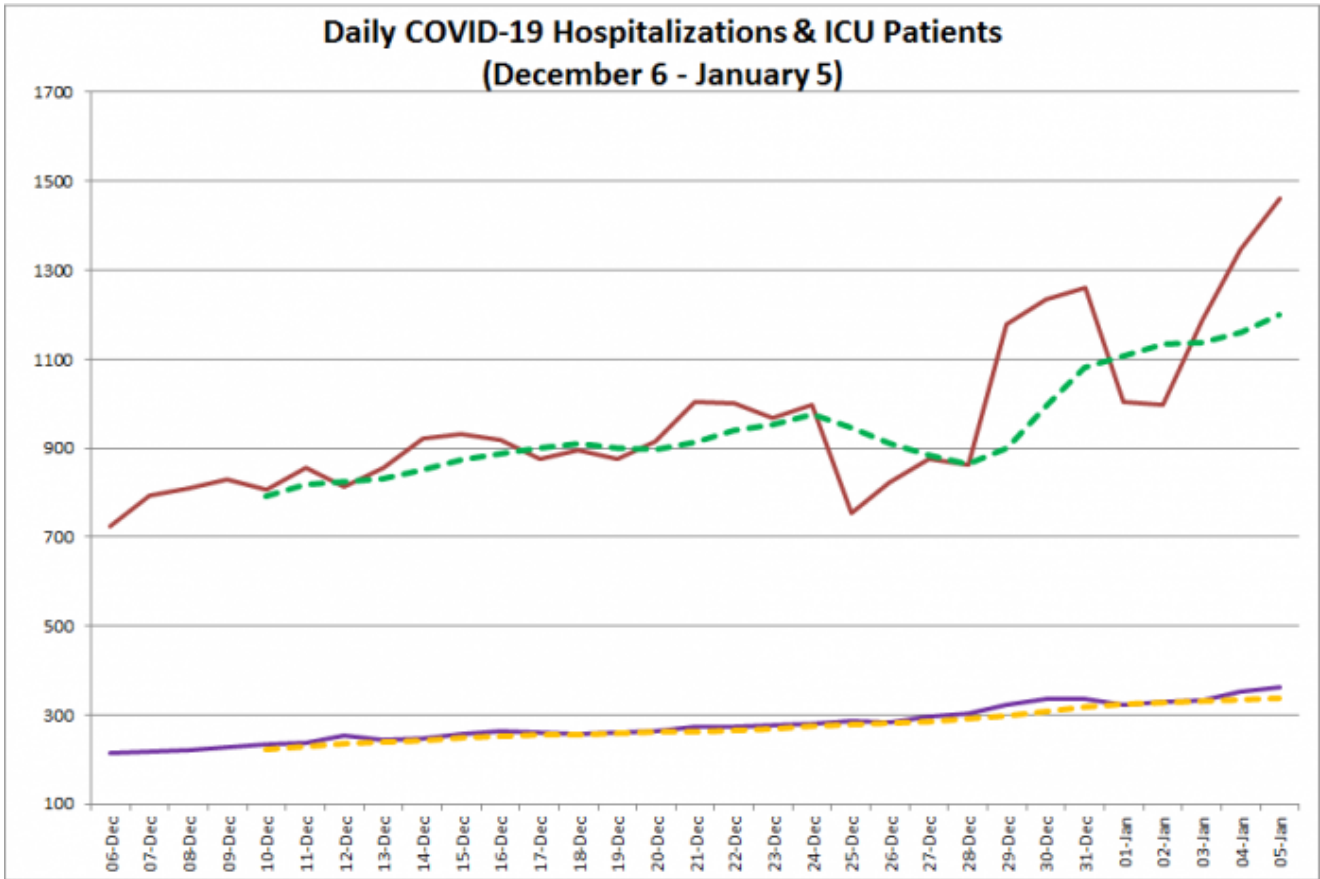
**Vaccinations:** 10,350 daily doses administered, 60,380 total doses administered, 860 total vaccinations (two doses) completed



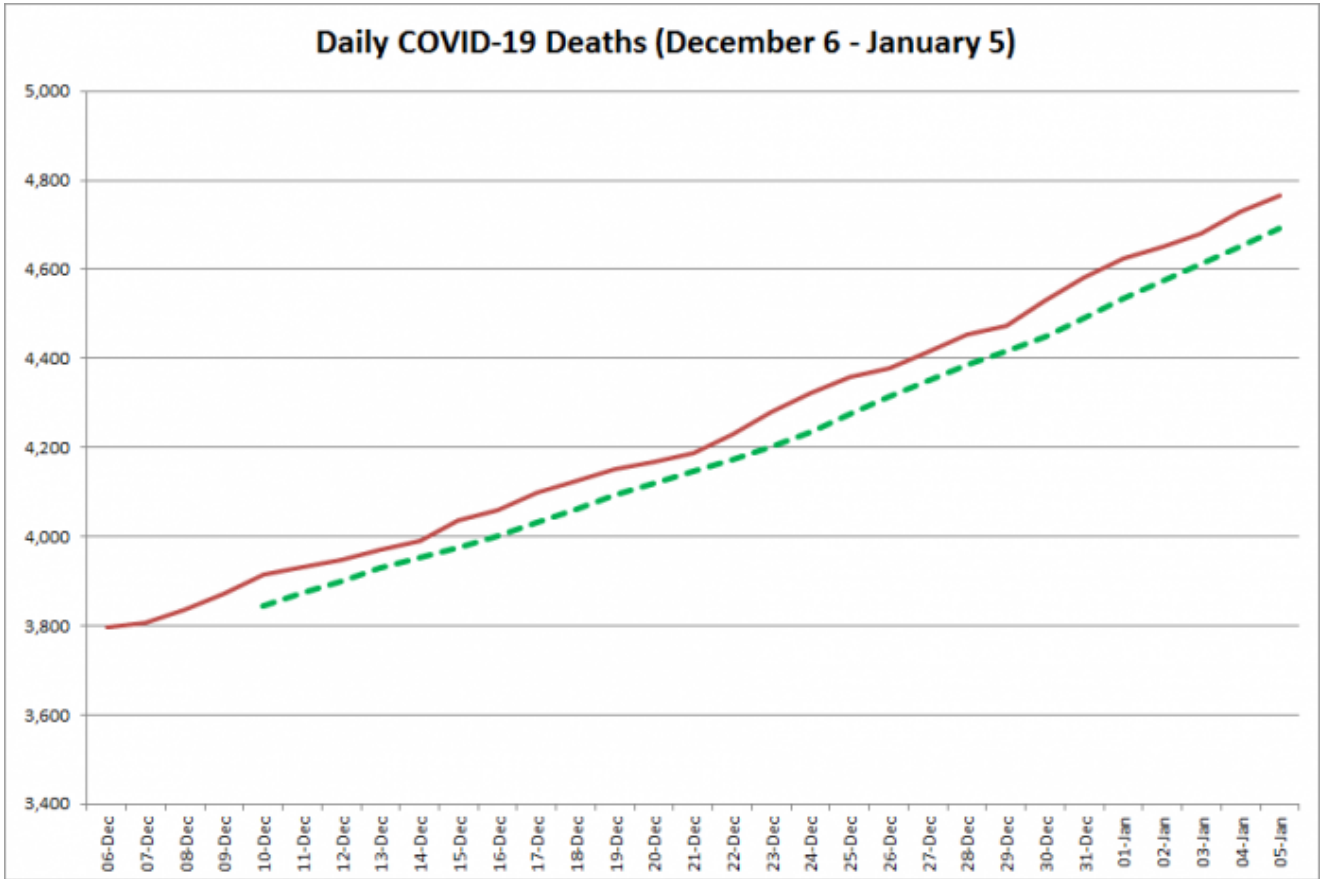
COVID-19 cases in Ontario from December 6, 2020 – January 5, 2021. The red line is the number of new cases reported daily, and the dotted green line is a five-day moving average of new cases. (Graphic: kawarthaNOW.com)



COVID-19 tests completed in Ontario from December 6, 2020 – January 5, 2021. The red line is the number of tests completed daily, and the dotted green line is a five-day moving average of tests completed. (Graphic: kawarthaNOW.com)



COVID-19 hospitalizations and ICU admissions in Ontario from December 6, 2020 – January 5, 2021. The red line is the daily number of COVID-19 hospitalizations, the dotted green line is a five-day moving average of hospitalizations, the purple line is the daily number of patients with COVID-19 in ICUs, and the dotted orange line is a five-day moving average of patients with COVID-19 in ICUs. (Graphic: kawarthaNOW.com)



COVID-19 deaths in Ontario from December 6, 2020 – January 5, 2021. The red line is the cumulative number of daily deaths, and the dotted green line is a five-day moving average of daily deaths. (Graphic: kawarthaNOW.com)

For more information about COVID-19 in Ontario, visit [covid-19.ontario.ca](https://covid-19.ontario.ca).

## Comments

---