

Ontario reports 3,128 COVID-19 cases, including 26 in greater Kawarthas region

kawarthanow.com/2021/01/05/covid-19-update-for-peterborough-and-the-greater-kawarthas-region-january-5-2021/

January 5, 2021

Regional active cases increase to 201, with 10 new cases in Peterborough, 7 in Northumberland (with 1 new death), 7 in Hastings Prince Edwards, and 2 in Kawartha Lakes

By [kawarthaNOW](#) -
Published



Here's an update on COVID-19 cases in Ontario as well as in the greater Kawarthas region.

Today, Ontario is reporting 3,128 new cases, with the seven-day average of daily cases across the province increasing by 273 to 3,065. Cases in the triple digits are being reported by 11 of the province's 34 health units.

In the greater Kawarthas region, there are 26 new cases to report and 23 additional cases resolved, with the number of active cases across the region increasing by 5 to 201. There has been 1 new death in Northumberland.

Most of today's new cases are in Toronto (778), Peel (614), York (213), Durham (172), Middlesex-London (151), Hamilton (151), Windsor-Essex (142), Waterloo (129), Halton (128), Ottawa (126), and Niagara (101).

There are double-digit increases in Simcoe Muskoka (72), Lambton (62), Wellington-Dufferin-Guelph (46), Eastern Ontario (45), Chatham-Kent (39), Southwestern (35), Brant (29), Huron Perth (21), and Haldimand-Norfolk (18), with smaller increases in Hastings Prince Edward (9), Kingston, Frontenac and Lennox & Addington (9), Haliburton, Kawartha, Pine Ridge (7), and Grey Bruce (7).

The remaining 10 health units are reporting 5 or fewer new cases, with 2 health units reporting no new cases at all.

Of today's new cases, 51% are among people under the age of 40, with the highest number of cases (1,140) among people ages 20-39, followed by 880 cases among people ages 40-59, 456 cases among people ages 60-79, and 450 cases among people ages 19 and under. With 2,015 more cases resolved since yesterday, the percentage of resolved cases has decreased by 0.3% to 84.5%. The average positivity rate across Ontario has decreased since yesterday by 0.3% to 9.4%, meaning that 94 out of every 1,000 tests performed were positive for COVID-19 on January 4.

Ontario is reporting 51 new COVID-19 deaths today, including 22 deaths in long-term care facilities. Hospitalizations have increased by 157 to an all-time high of 1,347. With 19 more patients with COVID-19 in ICUs reported today, there are now 352 COVID-19 ICU patients in Ontario. With 51 more COVID-19 patients on ventilators reported today, there are now 245 COVID-19 patients on ventilators.

A total of 35,152 tests were completed yesterday, with the backlog of tests under investigation increasing by 20,122 to 39,805. A total of 50,030 doses of vaccine have been administered, with 7,607 daily doses administered and 117 total vaccinations completed (i.e., both doses).

Due to the winter break and the remote learning period during the provincial shutdown, there will be no data to report for Ontario schools between December 22 and January 8. There are 58 new cases in licensed child care settings, an increase of 29 from yesterday, with 14 cases among children and 44 cases among staff.

In the greater Kawarthas region, there are 26 new cases to report, including 10 in Peterborough, 7 in Northumberland, 7 in Hastings Prince Edwards, and 2 in Kawartha Lakes. There are no new cases in Haliburton.

Of the new cases in licensed child care settings, 1 staff case has been reported at Wee Watch Private Home Day Care in Peterborough.

An additional 23 cases have been resolved, including 11 in Hastings Prince Edward, 9 in Peterborough, 2 in Northumberland, and 1 in Kawartha Lakes.

There is 1 new death to report in Northumberland, along with 1 new hospitalization.

There are currently 201 active cases in the greater Kawarthas region, an increase of 5 from yesterday, including 89 in Peterborough, 41 in Northumberland, 34 in Kawartha Lakes, 33 in Hastings Prince Edward (13 in Quinte West, 15 in Belleville, 1 in Prince Edward County, 3 in Central Hastings, and 1 in North Hastings), and 4 in Haliburton.

Since the pandemic began in the greater Kawarthas region, there have been 386 confirmed positive cases in the Peterborough area (286 resolved with 5 deaths), 276 in the City of Kawartha Lakes (223 resolved with 32 deaths), 274 in Northumberland County (230 resolved with 3 deaths), 33 in Haliburton County (29 resolved with no deaths), and 313 in Hastings and Prince Edward counties (275 resolved with 5 deaths). The most recent death was reported in Northumberland on January 5.

Province-wide, there have been 197,360 confirmed cases, an increase of 3,128 from yesterday, with 166,790 cases resolved (84.5% of all cases), an increase of 2,015 from yesterday. There have been 4,730 deaths, an increase of 51 from yesterday, with 2,865 deaths in long-term care homes, an increase of 22 from yesterday. The number of hospitalizations has increased by 157 to an all-time high of 1,347. With 19 more patients with COVID-19 in ICUs reported today, there are now 352 COVID-19 ICU patients in Ontario. With 51 more COVID-19 patients on ventilators reported today, there are now 245 COVID-19 patients on ventilators. A total of 8,178,105 tests have been completed, an increase of 35,152 from yesterday, with 39,805 tests under investigation, an increase of 20,122 from yesterday. A total of 50,030 doses of vaccine have been administered, with 7,607 daily doses administered and 117 total vaccinations completed (i.e., both doses).

The provincial data in this report is pulled from Ontario's integrated Public Health Information System (iPHIS) at 12 p.m. the previous day. Data from local health units is more current and is usually reflected in the provincial data the following day. There may be discrepancies between the Ontario data reported today (which is from yesterday) and the local health unit data reported today (which is from today).

Haliburton, Kawartha, Pine Ridge District Health Unit

The Haliburton, Kawartha, Pine Ridge District Health Unit's service area is the City of Kawartha Lakes, Northumberland County, and Haliburton County.

The health unit provides reports from Monday to Saturday, excluding statutory holidays.

Confirmed positive: 583, including 276 in Kawartha Lakes, 274 in Northumberland, 33 in Haliburton (increase of 9, including 2 in Kawartha Lakes and 7 in Northumberland)*

Active cases: 79, including 34 in Kawartha Lakes, 41 in Northumberland, and 4 in Haliburton (increase of 7, including 4 in Northumberland and 3 in Kawartha Lakes)

Probable cases: 2, in Northumberland (no change)

High-risk contacts: 161, including 56 in Kawartha Lakes, 75 in Northumberland, and 2 in

Haliburton (net decrease of 18)**

Hospitalizations (total to date): 25, including 16 in Kawartha Lakes, 8 in Northumberland, and 1 in Haliburton (increase of 1 in Northumberland)***

Deaths: 35 (increase of 1 in Northumberland)

Resolved: 482, including 223 in Kawartha Lakes, 230 in Northumberland, 29 in Haliburton (increase of 3, including 1 in Kawartha Lakes and 2 in Northumberland)

Institutional outbreaks: Christian Horizons group home in Northumberland, Hope St. Terrace long-term care home in Port Hope (no change)

**The health unit states that total counts and counts for individual counties may fluctuate from previously reported counts as cases are transferred to or from the health unit based on case investigation details and routine data cleaning.*

***This total includes 28 high-risk contacts directly followed up through the Public Health Ontario contact tracing process that are missing the contacts' county.*

***As of January 5, Ross Memorial Hospital in Lindsay reports a total of hospitalized with COVID-19 on an inpatient unit.*

Province of Ontario

Confirmed positive: 197,360 (increase of 3,128)

Resolved: 166,790 (increase of 2,015, 84.5% of all cases)

Positivity rate: 9.4% (decrease of 0.3%)

Hospitalized: 1,347 (increase of 157)

Hospitalized and in ICU: 352 (increase of 19)

Hospitalized and in ICU on ventilator: 245 (increase of 51)

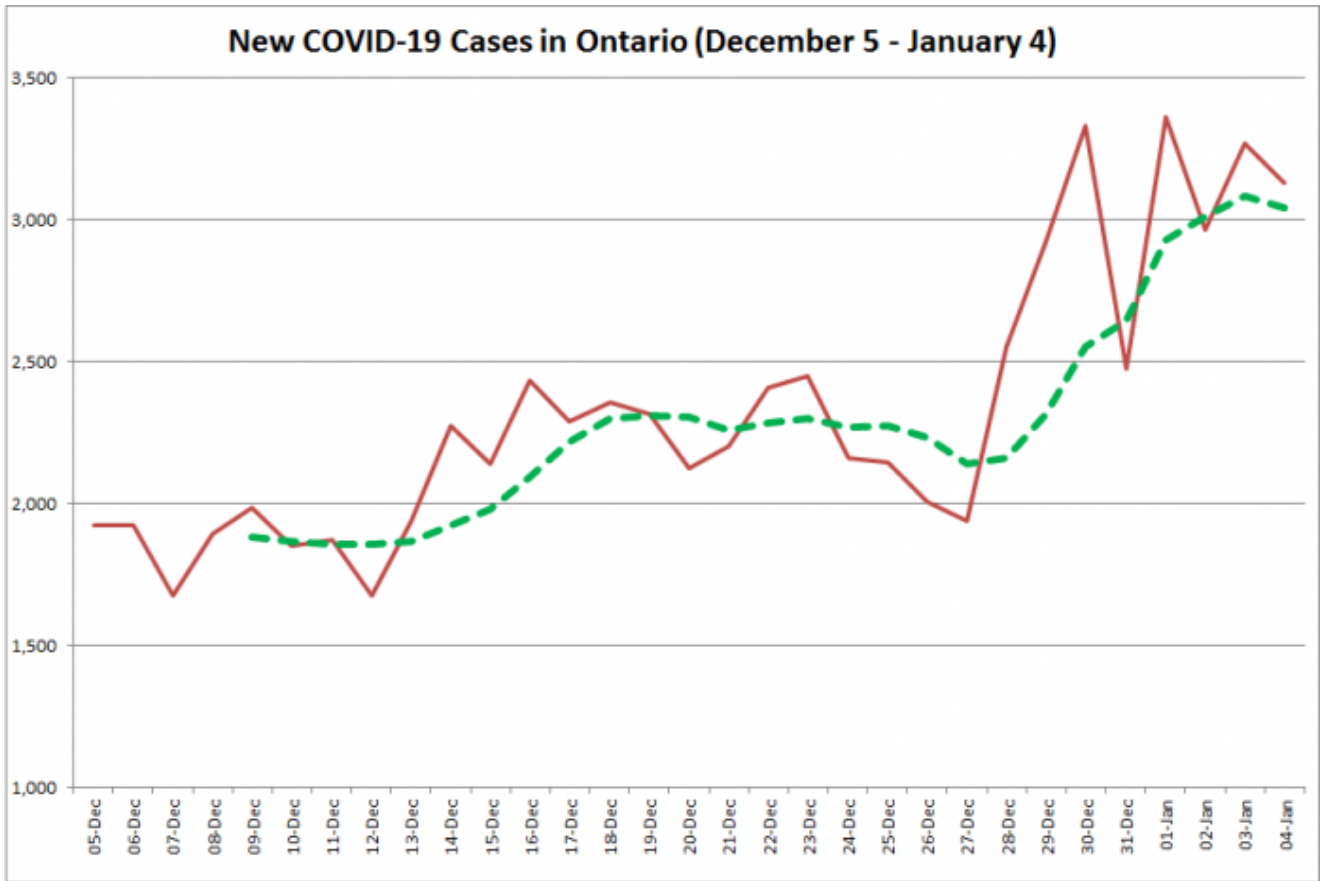
Deaths: 4,730 (increase of 51)

Deaths of residents in long-term care homes: 2,865 (increase of 22)

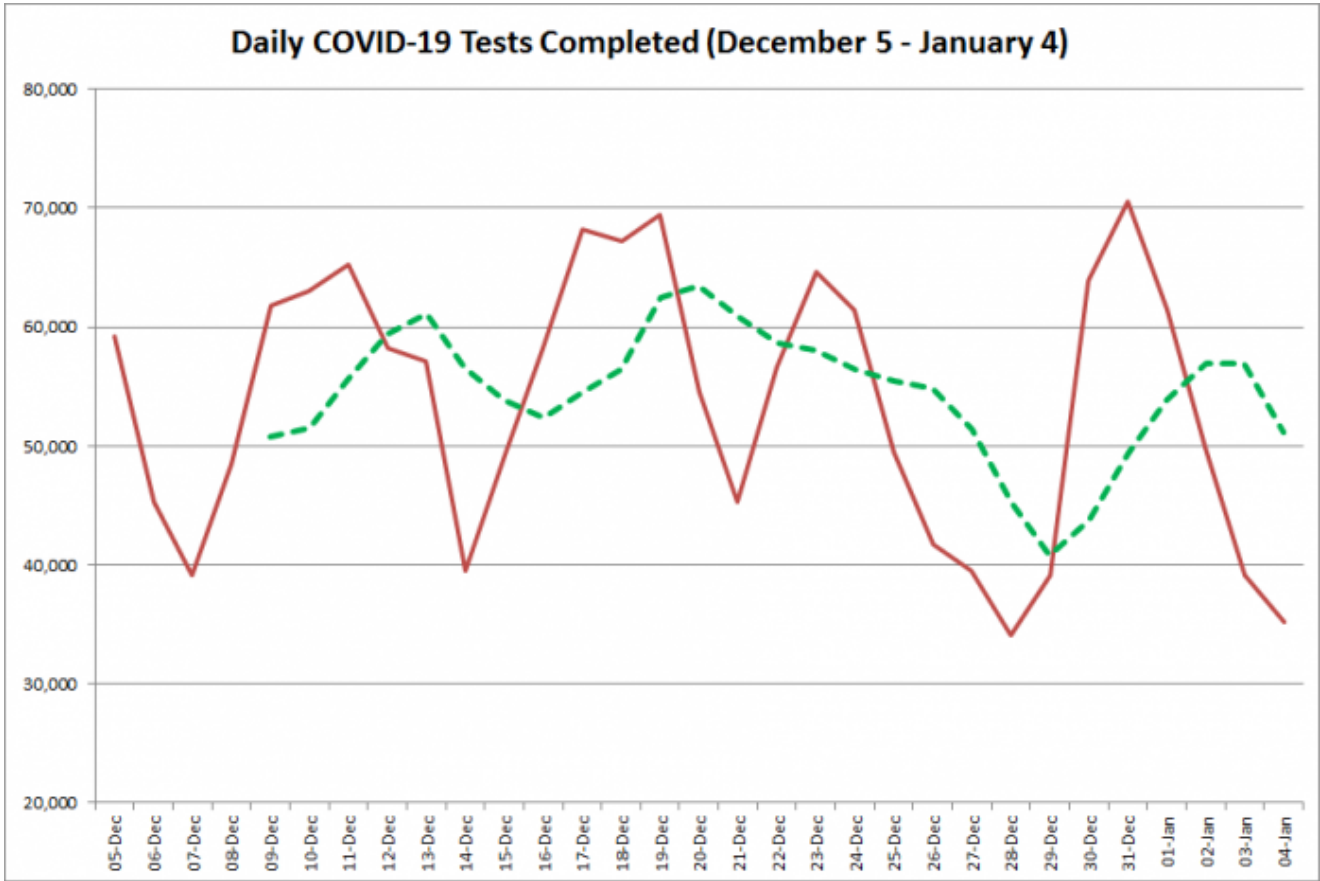
Total tests completed: 8,178,105 (increase of 35,152)

Tests under investigation: 39,805 (increase of 20,122)

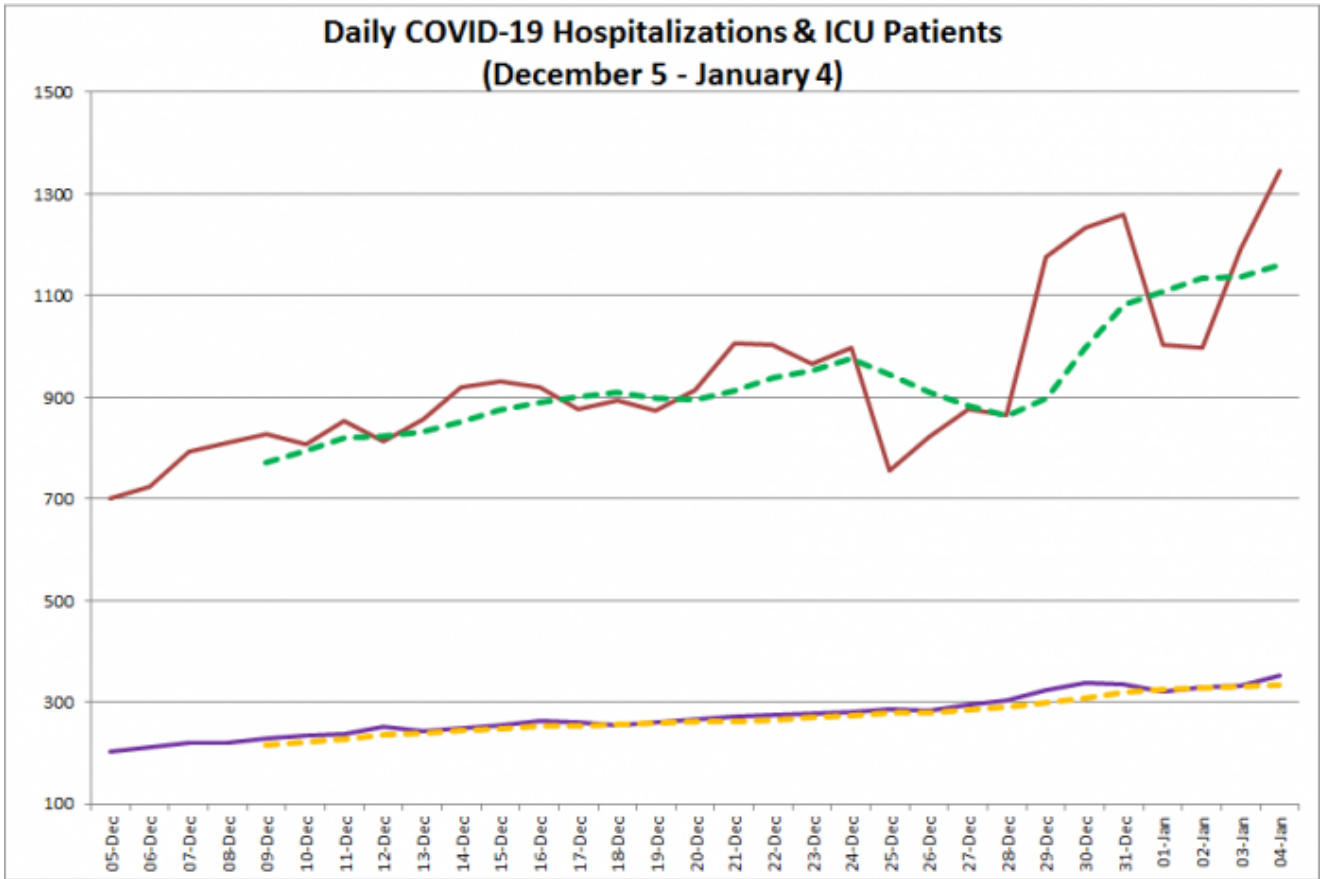
Vaccinations: 7,607 daily doses administered, 50,030 total doses administered, 117 total vaccinations (two doses) completed



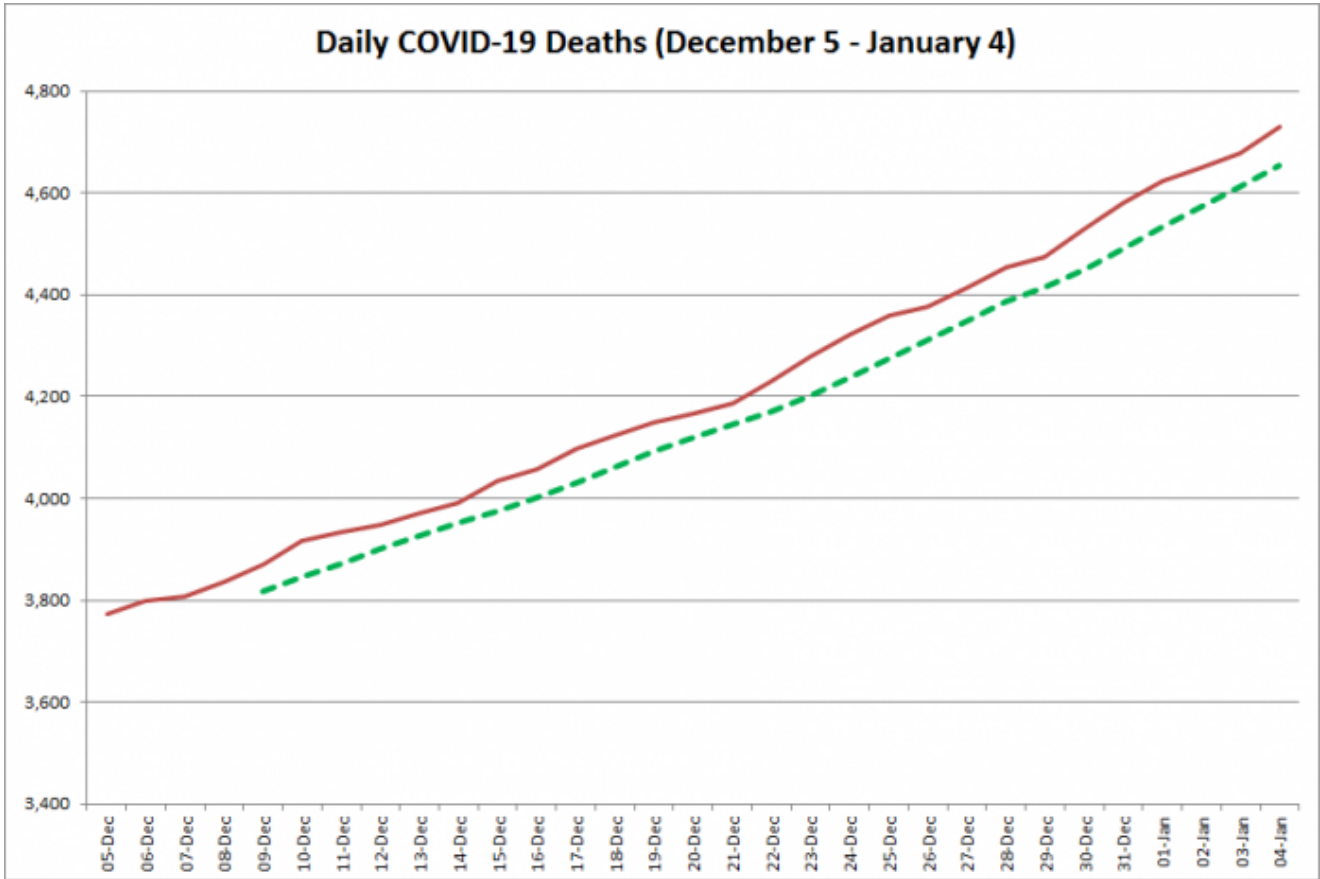
COVID-19 cases in Ontario from December 5, 2020 – January 4, 2021. The red line is the number of new cases reported daily, and the dotted green line is a five-day moving average of new cases. (Graphic: kawarthaNOW.com)



COVID-19 tests completed in Ontario from December 5, 2020 – January 4, 2021. The red line is the number of tests completed daily, and the dotted green line is a five-day moving average of tests completed. (Graphic: kawarthaNOW.com)



COVID-19 hospitalizations and ICU admissions in Ontario from December 5, 2020 – January 4, 2021. The red line is the daily number of COVID-19 hospitalizations, the dotted green line is a five-day moving average of hospitalizations, the purple line is the daily number of patients with COVID-19 in ICUs, and the dotted orange line is a five-day moving average of patients with COVID-19 in ICUs. (Graphic: kawarthaNOW.com)



COVID-19 deaths in Ontario from December 5, 2020 – January 4, 2021. The red line is the cumulative number of daily deaths, and the dotted green line is a five-day moving average of daily deaths. (Graphic: kawarthaNOW.com)

For more information about COVID-19 in Ontario, visit covid-19.ontario.ca.

Comments
