

Ontario reports 3,270 COVID-19 cases, including 31 in greater Kawarthas region

kawarthanow.com/2021/01/04/covid-19-update-for-peterborough-and-the-greater-kawarthas-region-january-4-2021/

January 4, 2021

Regional active cases increase to 196, with 11 new cases in Northumberland, 10 in Hastings Prince Edward, 7 in Kawartha Lakes, 3 in Peterborough

By [kawarthaNOW](#) -
Published



Here's an update on COVID-19 cases in Ontario as well as in the greater Kawarthas region.

Today, Ontario is reporting 3,270 new cases, with the seven-day average of daily cases across the province increasing by 190 to 2,792.

In the greater Kawarthas region, there are 31 new cases to report and 22 additional cases resolved, with the number of active cases across the region increasing by 8 to 196.

Most of today's new cases are in Toronto (917), Peel (581), York (389), Windsor-Essex (246), Ottawa (131), Waterloo (126), and Durham (122).

There are double-digit increases in Middlesex-London (98), Hamilton (94), Niagara (86) Lambton (77), Halton (70), Eastern Ontario (55), Simcoe Muskoka (54), Wellington-Dufferin-Guelph (48), Southwestern (42), Brant (29), Chatham-Kent (25), Huron Perth (22), Renfrew (11), and Haliburton, Kawartha, Pine Ridge (11), with smaller increases in Haldimand-Norfolk (7), Thunder Bay (6), and Peterborough (6).

The remaining 17 health units are reporting 5 or fewer new cases, with 3 health units reporting no new cases at all.

Of today's new cases, 50% are among people under the age of 40, with the highest number of cases (1,238) among people ages 20-39, followed by 979 cases among people ages 40-59 and 495 cases among people ages 60-79. With 2,074 more cases resolved since yesterday, the percentage of resolved cases has decreased by 0.4% to 84.8%. The average positivity rate across Ontario has increased by 4.1% to 9.7%, meaning that 97 out of every 1,000 tests performed were positive for COVID-19 on January 3.

Ontario is reporting 29 new COVID-19 deaths today, including 14 deaths in long-term care facilities. Hospitalizations have increased by 192 to 1,190, but this total does not include data from more than 10% of hospitals so is under-reported. With 4 more patients with COVID-19 in ICUs reported today, there are now 333 COVID-19 ICU patients in Ontario. With 34 fewer COVID-19 patients on ventilators reported today, there are now 194 COVID-19 patients on ventilators.

A total of 39,121 tests were completed yesterday, with the backlog of tests under investigation decreasing by 8,086 to 19,683. A total of 42,419 vaccine doses have been administered, an increase of 4,868 from yesterday.

Due to the winter break and the remote learning period during the provincial shutdown, there will be no data to report for Ontario schools between December 22 and January 8. There are 29 new cases in licensed child care settings, a decrease of 28 from December 31, with 11 cases among children and 18 cases among staff.

In the greater Kawarthas region, there are 31 new cases to report, including 11 in Northumberland, 10 in Hastings Prince Edward (including 1 in North Hastings), 7 in Kawartha Lakes, and 3 in Peterborough. There are no new cases in Haliburton. None of the new cases in licensed child care settings are in the greater Kawarthas region.

An additional 22 cases have been resolved, including 10 in Peterborough, 6 in Northumberland, 4 in Kawartha Lakes, 1 in Haliburton, and 1 in Hastings Prince Edward.

There is 1 new COVID-19 hospitalization in Kawartha Lakes. In Peterborough, there are currently 5 patients hospitalized with COVID-19.

There are currently 196 active cases in the greater Kawarthas region, an increase of 8 from yesterday, including 88 in Peterborough, 37 in Northumberland, 36 in Hastings Prince Edward (12 in Quinte West, 17 in Belleville, 1 in Prince Edward County, 1 in Tyendinaga & Deseronto, and 2 in North Hastings), 31 in Kawartha Lakes, and 4 in Haliburton.

Since the pandemic began in the greater Kawarthas region, there have been 386 confirmed positive cases in the Peterborough area (286 resolved with 5 deaths), 272 in the City of Kawartha Lakes (222 resolved with 32 deaths), 267 in Northumberland County (228 resolved with 2 deaths), 33 in Haliburton County (29 resolved with no deaths), and 296 in Hastings and Prince Edward counties (264 resolved with 5 deaths). The most recent death was reported in Northumberland on December 27.

Province-wide, there have been 194,232 confirmed cases, an increase of 3,270 from yesterday, with 164,775 cases resolved (84.8% of all cases), an increase of 2,074 from yesterday. There have been 4,679 deaths, an increase of 29 from yesterday, with 2,843 deaths in long-term care homes, an increase of 14 from yesterday. The number of hospitalizations has increased by 192 to 1,190, but this total does not include data from more than 10% of hospitals so is under-reported. With 4 more patients with COVID-19 in ICUs reported today, there are now 333 COVID-19 ICU patients in Ontario. With 34 fewer COVID-19 patients on ventilators reported today, there are now 194 COVID-19 patients on ventilators. A total of 8,142,953 tests have been completed, an increase of 39,121 from yesterday, with 19,683 tests under investigation, a decrease of 8,086 from yesterday. A total of 42,419 vaccine doses have been administered, an increase of 4,868 from yesterday.

The provincial data in this report is pulled from Ontario's integrated Public Health Information System (iPHIS) at 12 p.m. the previous day. Data from local health units is more current and is usually reflected in the provincial data the following day. There may be discrepancies between the Ontario data reported today (which is from yesterday) and the local health unit data reported today (which is from today).

Haliburton, Kawartha, Pine Ridge District Health Unit

The Haliburton, Kawartha, Pine Ridge District Health Unit's service area is the City of Kawartha Lakes, Northumberland County, and Haliburton County.

The health unit provides reports from Monday to Saturday, excluding statutory holidays. These numbers are for the two-day period January 3 and January 4.

Confirmed positive: 572, including 264 in Kawartha Lakes, 257 in Northumberland, 33 in Haliburton (increase of 18, including 7 in Kawartha Lakes and 11 in Northumberland)*

Active cases: 72, including 31 in Kawartha Lakes, 37 in Northumberland, and 4 in Haliburton (net increase of 7)

Probable cases: 2, in Northumberland (no change)

High-risk contacts: 179, including 58 in Kawartha Lakes, 92 in Northumberland, and 2 in

Haliburton (net decrease of 60)**

Hospitalizations (total to date): 24, including 16 in Kawartha Lakes, 7 in Northumberland, and 1 in Haliburton (increase of 1 in Kawartha Lakes)

Deaths: 34 (no change)

Resolved: 479, including 222 in Kawartha Lakes, 228 in Northumberland, 29 in Haliburton (increase of 11, including 4 in Kawartha Lakes, 6 in Northumberland, and 1 in Haliburton)

Institutional outbreaks: Christian Horizons group home in Northumberland, Hope St. Terrace long-term care home in Port Hope (no change)

**The health unit states that total counts and counts for individual counties may fluctuate from previously reported counts as cases are transferred to or from the health unit based on case investigation details and routine data cleaning.*

***This total includes 27 high-risk contacts directly followed up through the Public Health Ontario contact tracing process that are missing the contacts' county.*

Province of Ontario

Confirmed positive: 194,232 (increase of 3,270)

Resolved: 164,775 (increase of 2,074, 84.8% of all cases)

Positivity rate: 9.7% (increase of 4.1%)

Hospitalized: 1,190 (decrease of 192)*

Hospitalized and in ICU: 333 (increase of 4)

Hospitalized and in ICU on ventilator: 194 (decrease of 34)

Deaths: 4,679 (increase of 29)

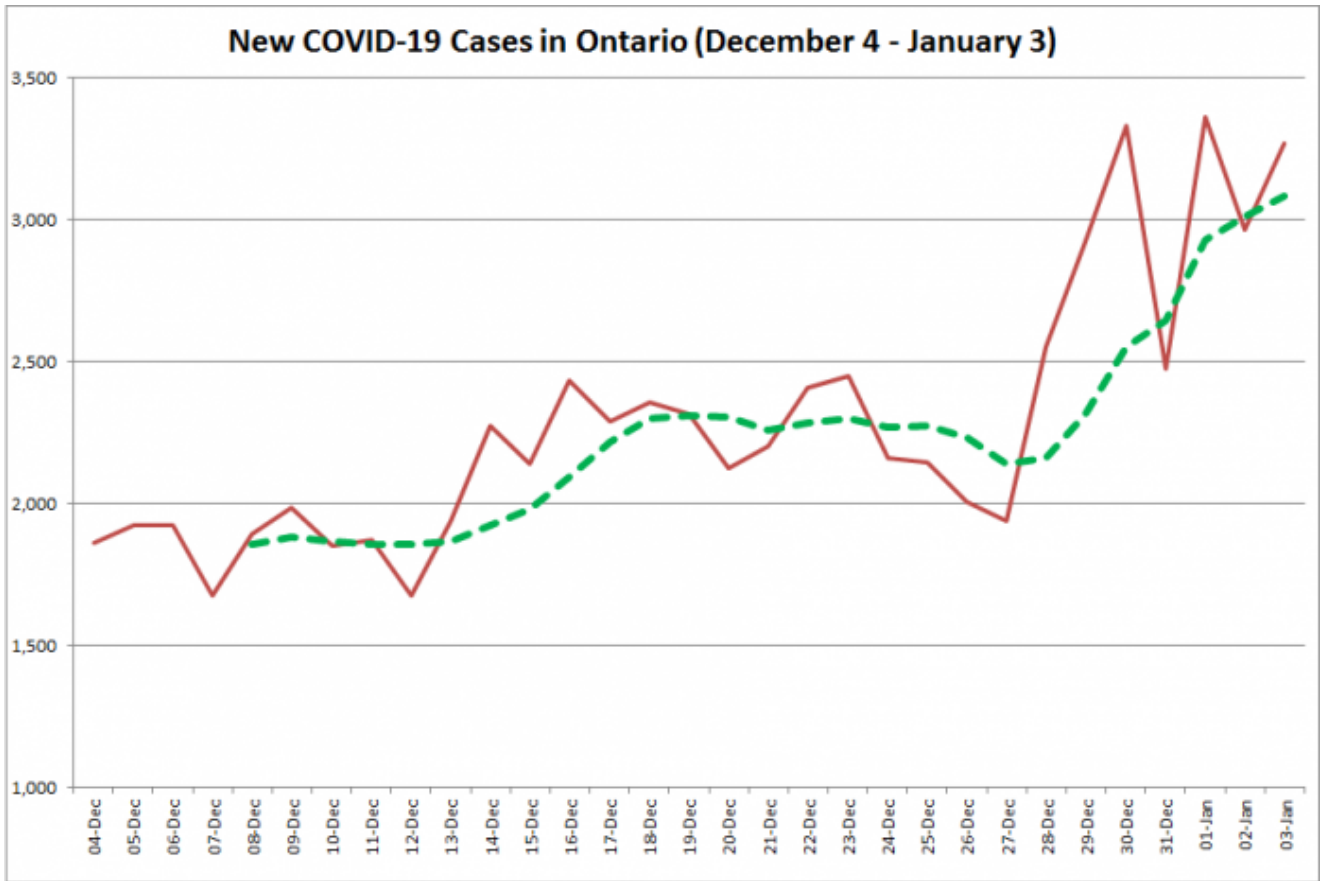
Deaths of residents in long-term care homes: 2,843 (increase of 14)

Total tests completed: 8,142,953 (increase of 39,121)

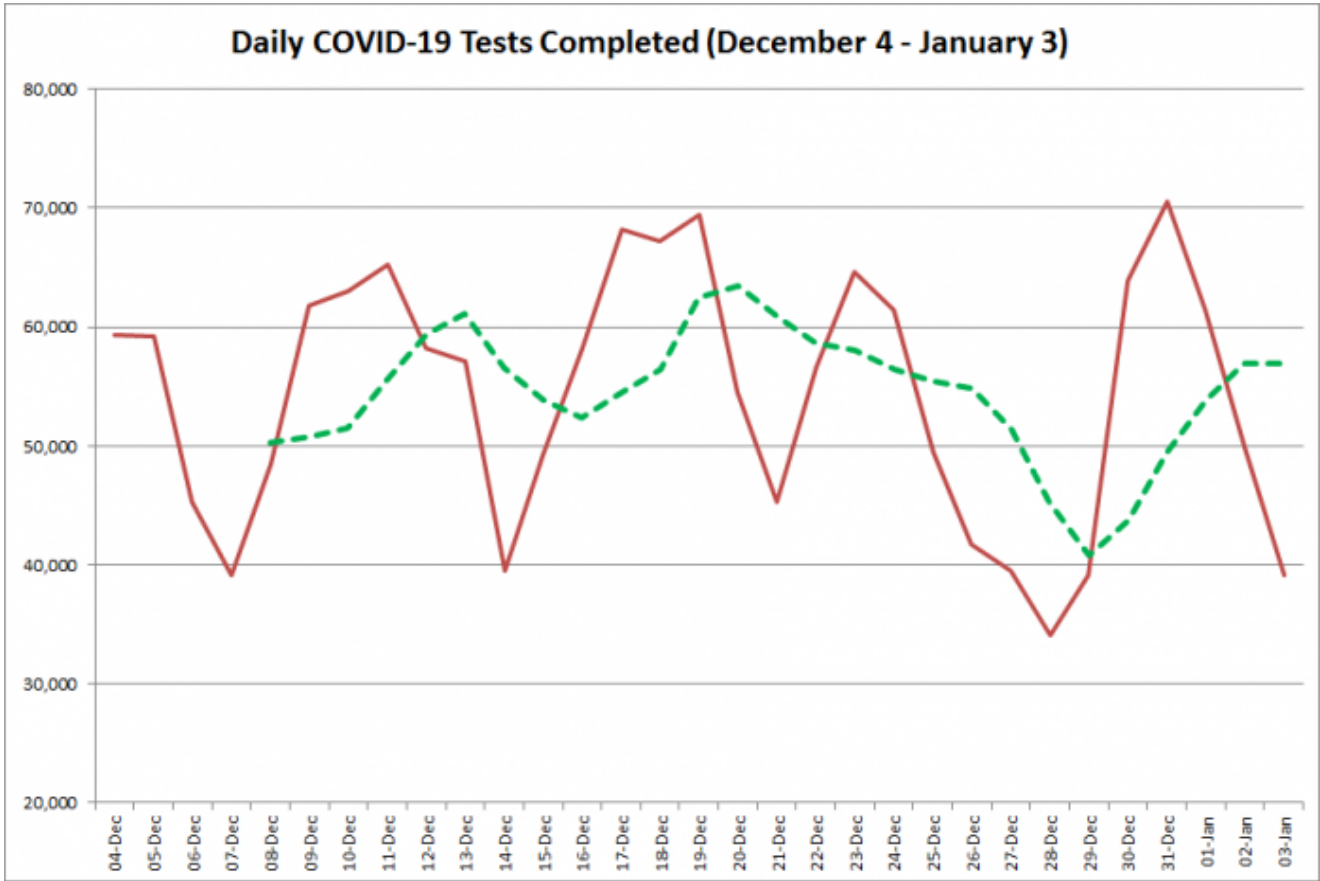
Tests under investigation: 19,683 (decrease of 8,086)

Total vaccine doses administered: 42,419 (increase of 4,868)

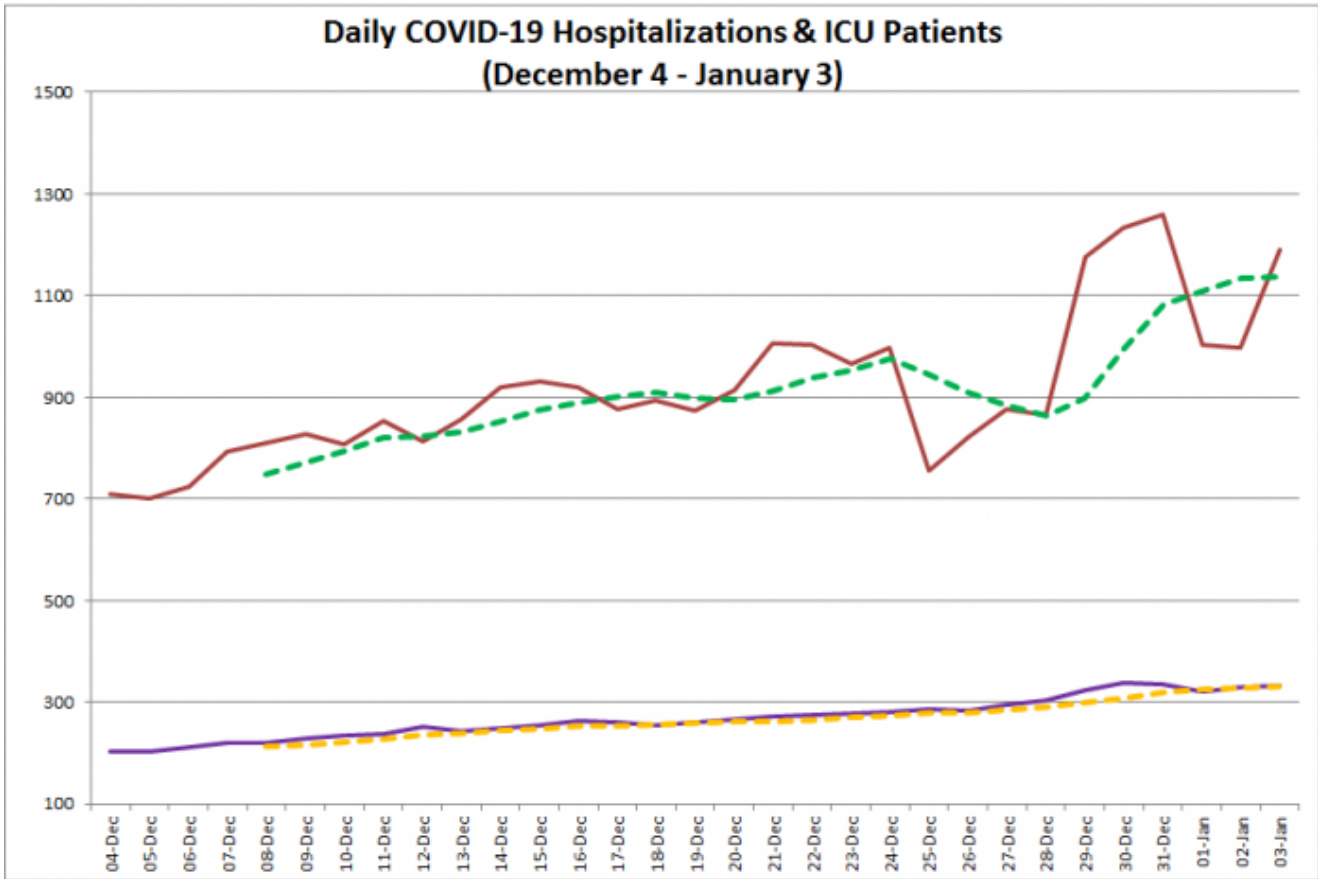
**As more than 10% of hospitals did not submit data for this report, the number of hospitalization is under-reported.*



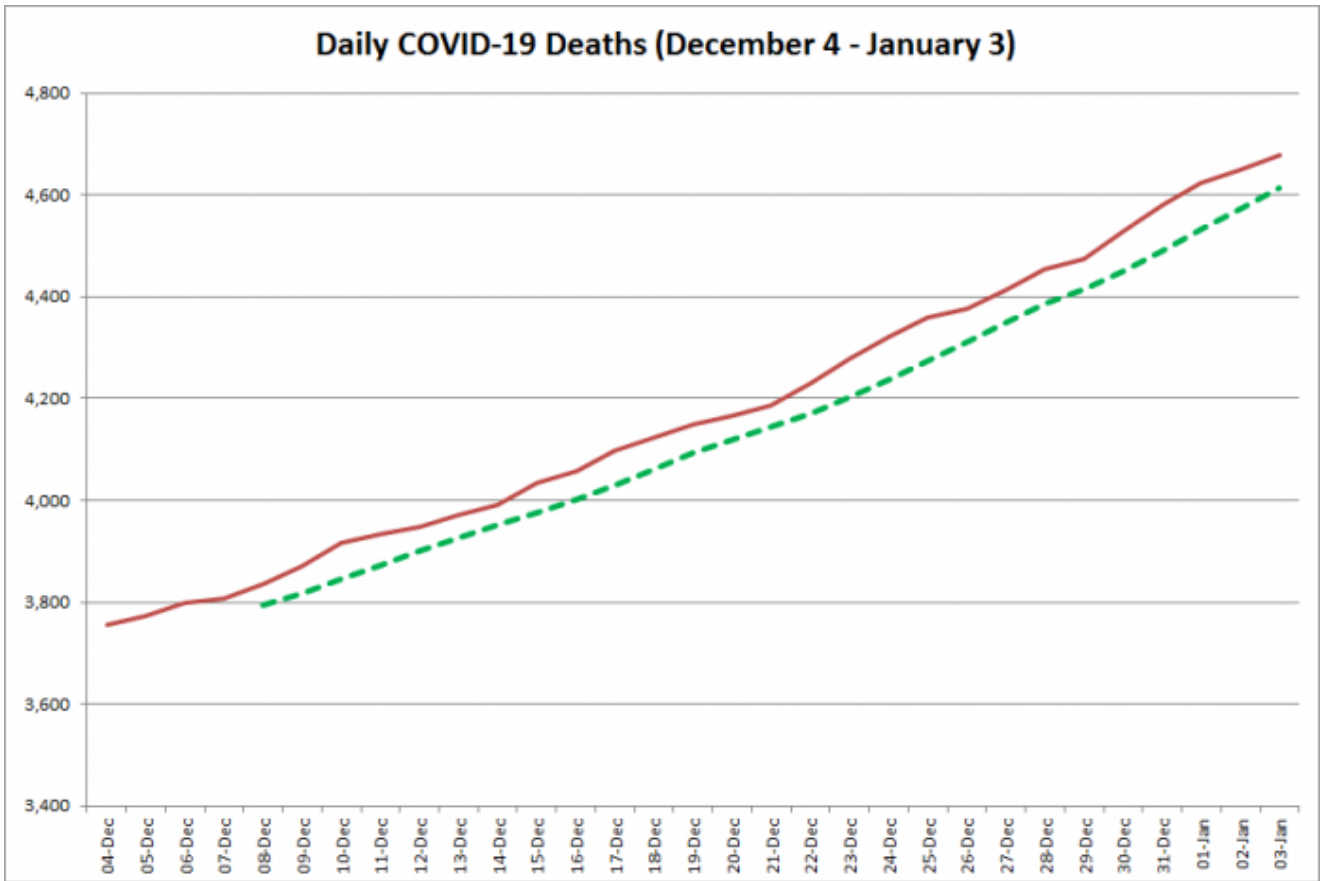
COVID-19 cases in Ontario from December 4, 2020 – January 3, 2021. The red line is the number of new cases reported daily, and the dotted green line is a five-day moving average of new cases. (Graphic: kawarthaNOW.com)



COVID-19 tests completed in Ontario from December 4, 2020 – January 3, 2021. The red line is the number of tests completed daily, and the dotted green line is a five-day moving average of tests completed. (Graphic: kawarthaNOW.com)



COVID-19 hospitalizations and ICU admissions in Ontario from December 4, 2020 – January 3, 2021. The red line is the daily number of COVID-19 hospitalizations, the dotted green line is a five-day moving average of hospitalizations, the purple line is the daily number of patients with COVID-19 in ICUs, and the dotted orange line is a five-day moving average of patients with COVID-19 in ICUs. (Graphic: kawarthaNOW.com)



COVID-19 deaths in Ontario from December 4, 2020 – January 3, 2021. The red line is the cumulative number of daily deaths, and the dotted green line is a five-day moving average of daily deaths. (Graphic: kawarthaNOW.com)

For more information about COVID-19 in Ontario, visit covid-19.ontario.ca.

Comments
