

Ontario reports 1,417 new COVID-19 cases with 32 new deaths

kawarthanow.com/2020/11/18/covid-19-update-for-peterborough-and-the-greater-kawarthas-region-november-18-2020/

November 18, 2020

Five new cases in greater Kawarthas region, including 3 in Peterborough and 2 in Hastings and Prince Edward counties

By [kawarthaNOW](#) -
Published



Here's an update on COVID-19 cases in Ontario as well as in the greater Kawarthas region.

Today, Ontario is reporting 1,417 new COVID-19 cases, with the average number of daily cases over the past 13 days decreasing by 5 to 1,334.

Most of the new cases are in Peel (463), Toronto (410), and York (178), with large increases in Halton (63), Waterloo (54), Hamilton (46), and Durham (40), and smaller increases in Simcoe Muskoka (25), Wellington-Dufferin-Guelph (23), Ottawa (22), Thunder Bay (20), Windsor-Essex (17), Southwestern Public Health (14), and Niagara (9).

The remaining 20 health units are reporting 5 or fewer new cases, with 5 health units reporting no new cases at all.

Of today's cases, 53% are among people under 40 years of age, with the highest number of cases (548) among people ages 20 to 39 followed by 414 cases among people ages 40 to 59. With 1,495 more cases resolved since yesterday, the percentage of resolved cases has increased by 0.4% to 83.5%. The average positivity rate across Ontario has dropped by 1.6% to 4.5%, meaning that 45 out of every 1,000 tests performed were positive for COVID-19 on November 17.

A total of 32 new deaths were reported today, including 26 in long-term care facilities. This is the highest number of deaths reported on a single day during the second wave of the pandemic. Hospitalizations have increased by 6 to 535, with no new patients with COVID-19 admitted to ICUs and 3 additional patients on ventilators.

A total of 33,440 tests were completed yesterday, and the backlog of tests under investigation has climbed by 11,236 to 36,671.

There are 109 new cases in Ontario schools, an decrease of 24 from yesterday, with 92 student cases, 17 staff cases, and no cases among unidentified individuals. There are 25 cases in licensed child care settings, an increase of 5 from yesterday, with 13 cases among children and 12 cases among staff.

In the greater Kawartha regions, there are 3 new cases to report in Peterborough and 2 new cases to report in Hastings and Prince Edward counties. There are no new cases in Kawartha Lakes, Northumberland, or Haliburton.

An additional case has been resolved in Peterborough.

None of the reported new cases in Ontario schools and child care settings are in the greater Kawarthas region.

There are currently 46 active cases in the greater Kawarthas region, including 24 in Peterborough, 12 in Hastings and Prince Edward counties, 6 in Northumberland, 3 in Kawartha Lakes, and 1 in Haliburton.

Since the pandemic began in the greater Kawarthas region, there have been 182 confirmed positive cases in the Peterborough area (154 resolved with 4 deaths), 191 in the City of Kawartha Lakes (169 resolved with 32 deaths), 61 in Northumberland County (54 resolved with 1 death), 23 in Haliburton County (22 resolved with no deaths), and 5 in Hastings and Prince Edward counties (78 resolved with 5 deaths). The most recent death was reported in Peterborough on November 12.

Province-wide, there have been 98,162 confirmed cases, an increase of 1,417 from

yesterday, with 81,925 cases resolved (83.5% of all cases), an increase of 1,495. There have been 3,415 deaths, an increase of 32 from yesterday, with 2,174 deaths in long-term care homes, an increase of 26 from yesterday. The number of hospitalizations has increased by 6 to 535, with no change in the number of patients with COVID-19 in ICUs, and 3 additional patients on ventilators. A total of 5,737,181 tests have been completed, an increase of 33,440 from yesterday, with 36,671 tests under investigation, an increase of 11,236 from yesterday.

The provincial data in this report is pulled from Ontario's integrated Public Health Information System (iPHIS) at 4 p.m. the previous day. Data from local health units is more current and is usually reflected in the provincial data the following day.

Haliburton, Kawartha, Pine Ridge District Health Unit

The Haliburton, Kawartha, Pine Ridge District Health Unit's service area is the City of Kawartha Lakes, Northumberland County, and Haliburton County.

The health unit provides reports from Monday to Friday, excluding statutory holidays.

Confirmed positive: 275, including 191 in Kawartha Lakes, 61 in Northumberland, 23 in Haliburton (no change)

Active cases: 10, including 3 in Kawartha Lakes, 6 in Northumberland, and 1 in Haliburton (no change)

Probable cases: 0 (no change)

High-risk contacts: 29, including 19 in Kawartha Lakes and 10 in Northumberland (no change)

Hospitalizations (total to date): 16, including 11 in Kawartha Lakes, 4 in Northumberland, and 1 in Haliburton (no change)

Deaths: 33 (no change)

Resolved: 245, including 169 in Kawartha Lakes, 54 in Northumberland, 22 in Haliburton (no change)

Institutional outbreaks: Northumberland Hills Hospital in Cobourg (no change)

Province of Ontario

Confirmed positive: 98,162 (increase of 1,417)

Resolved: 81,925 (increase of 1,495, 83.5% of all cases)

Hospitalized: 535 (increase of 6)

Hospitalized and in ICU: 127 (no change)

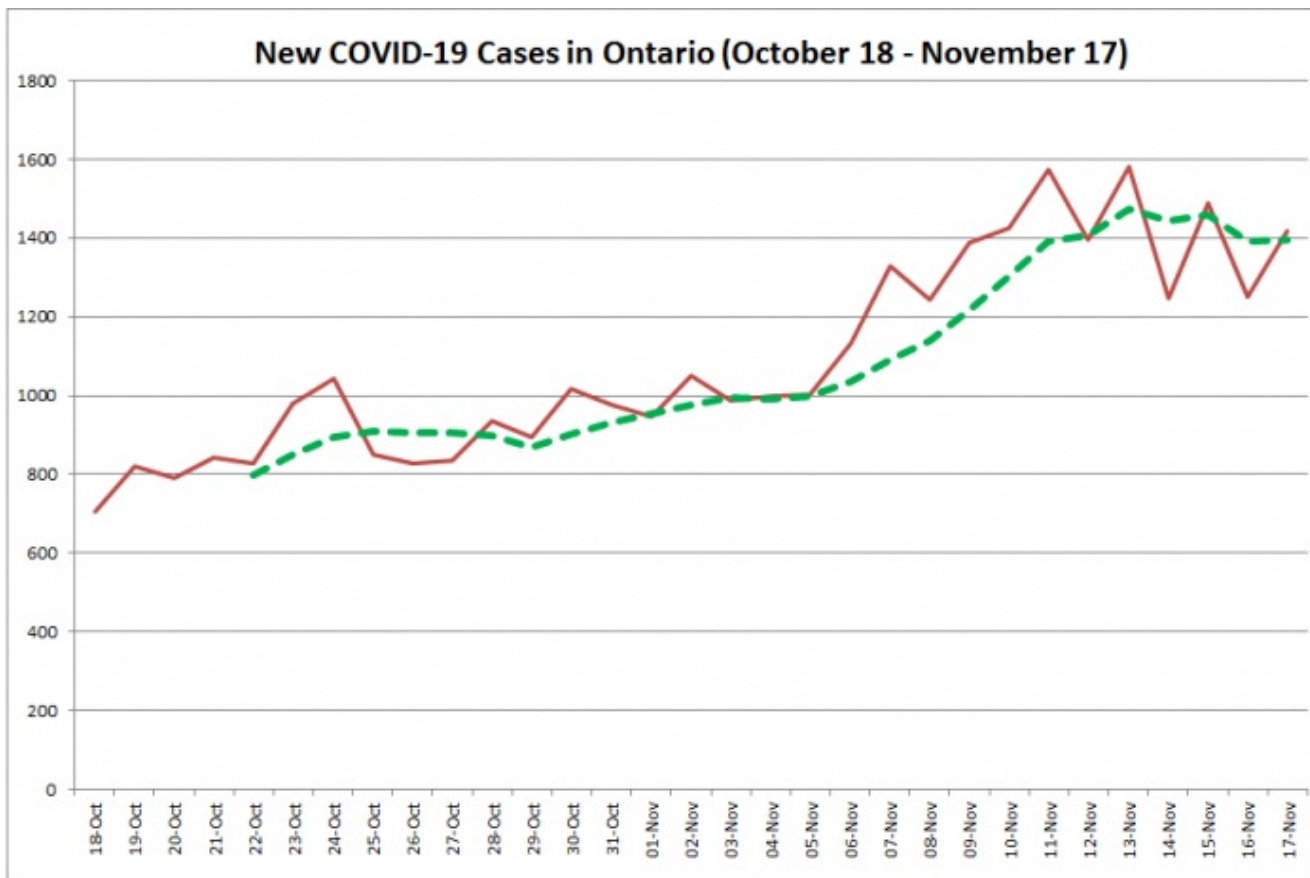
Hospitalized and in ICU on ventilator: 78 (increase of 3)

Deaths: 3,415 (increase of 32)

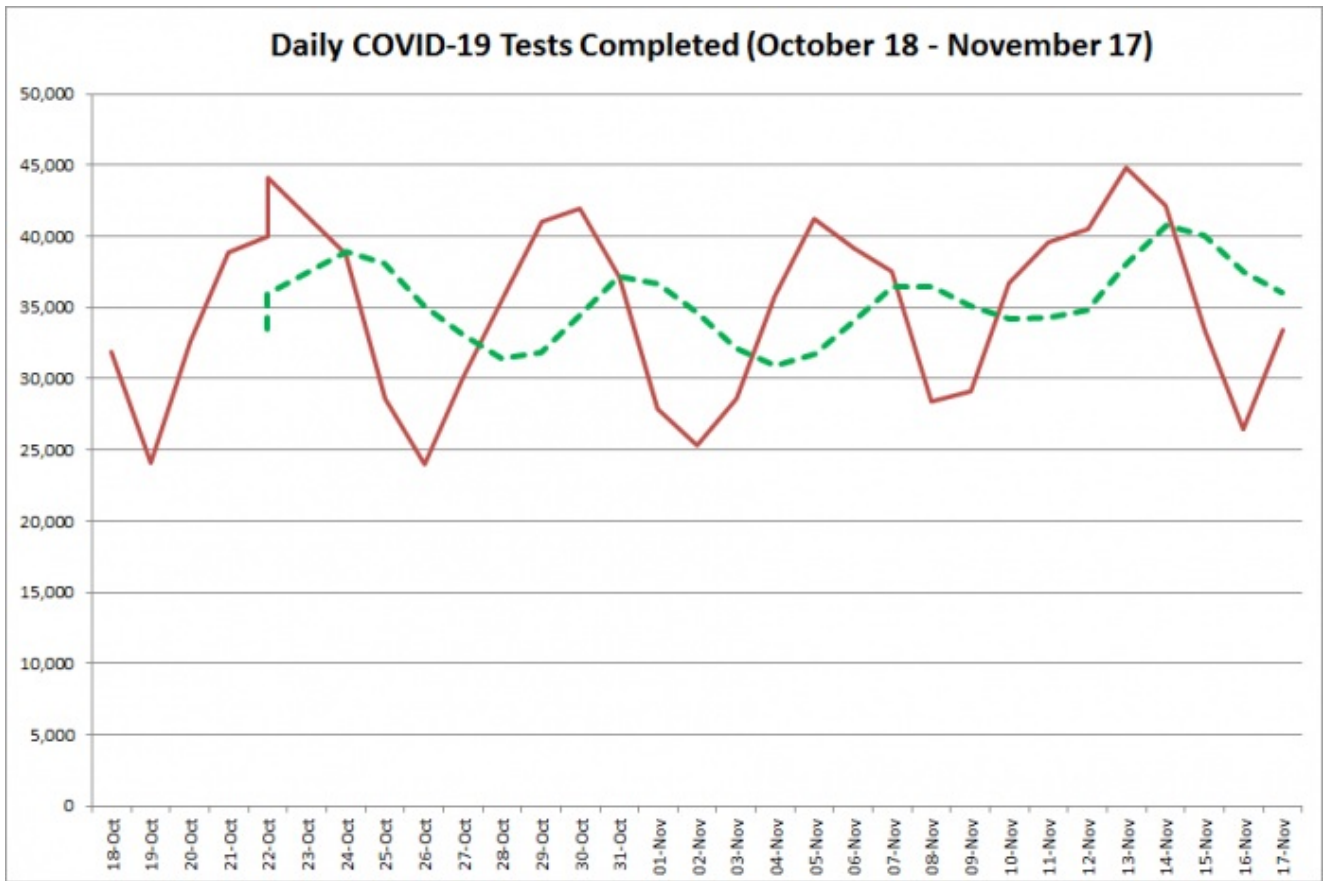
Deaths of residents in long-term care homes: 2,174 (increase of 26)

Total tests completed: 5,737,181 (increase of 33,440)

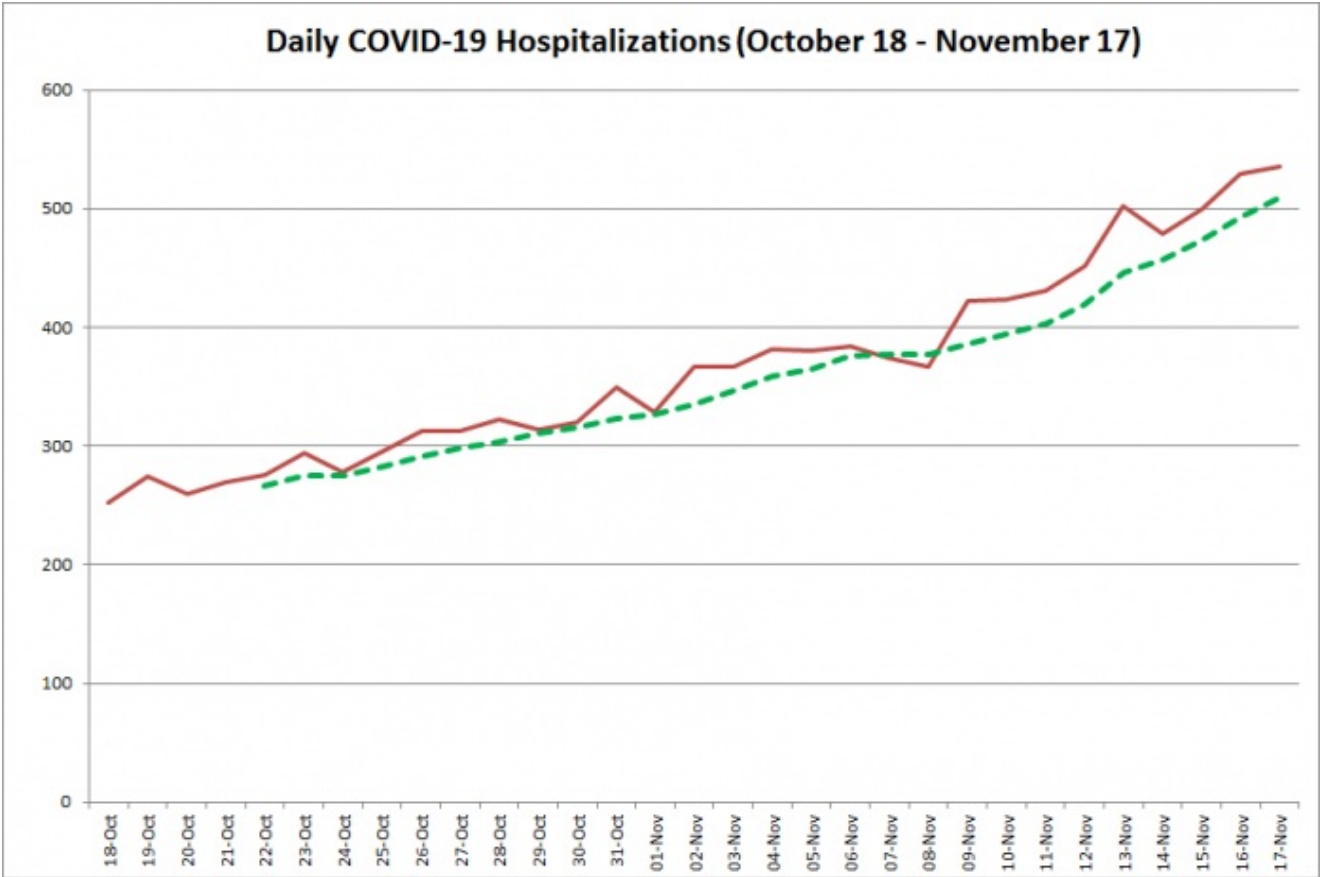
Tests under investigation: 36,671 (increase of 11,236)



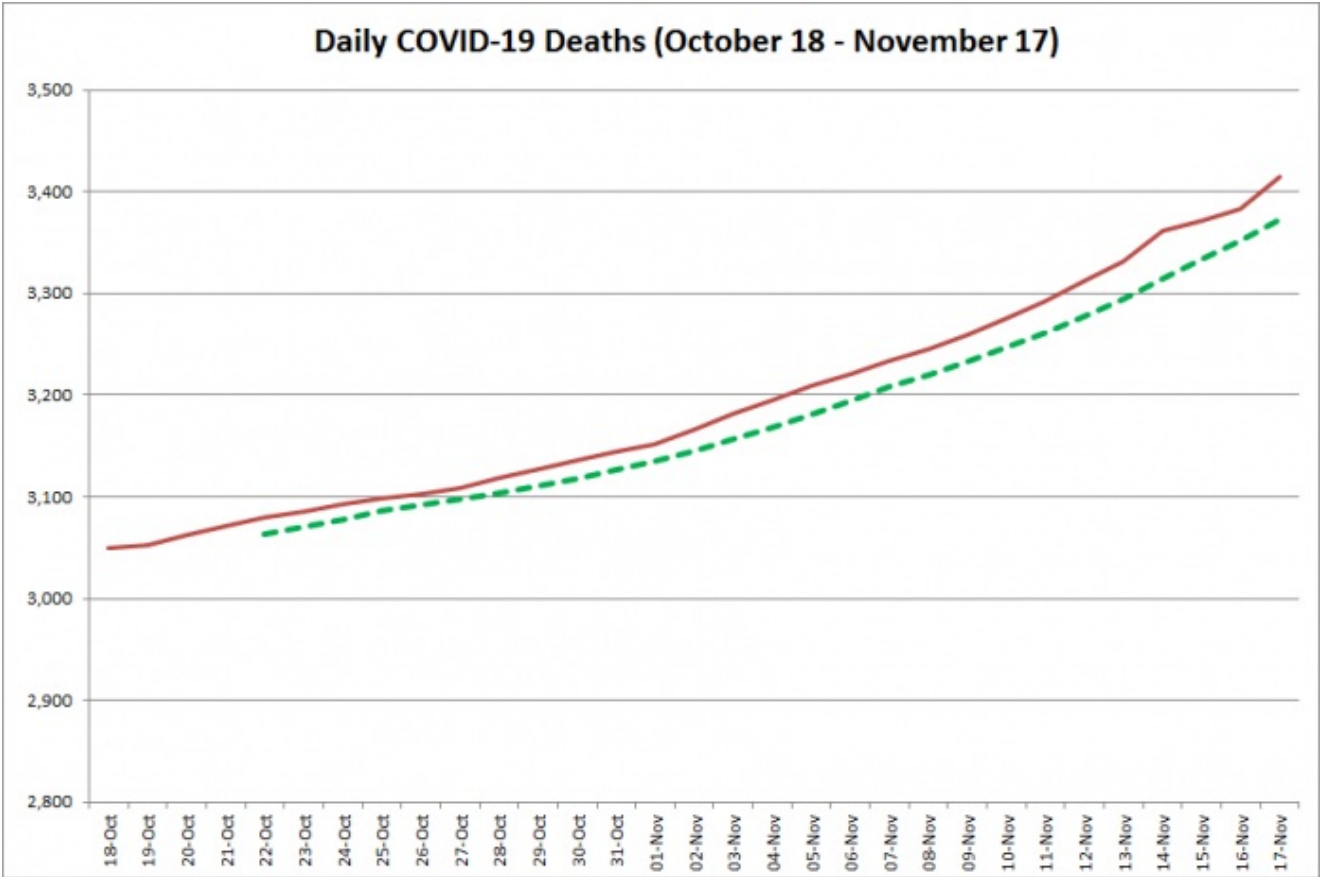
New COVID-19 cases in Ontario from October 18 – November 17, 2020. The red line is the number of new cases reported daily, and the dotted green line is a five-day moving average of new cases. (Graphic: kawarthaNOW.com)



COVID-19 tests completed in Ontario from October 18 – November 17, 2020. The red line is the number of tests completed daily, and the dotted green line is a five-day moving average of tests completed. (Graphic: kawarthaNOW.com)



New COVID-19 hospitalizations in Ontario from October 18 – November 17, 2020. The red line is the number of new hospitalizations reported daily, and the dotted green line is a five-day moving average of new hospitalizations. (Graphic: kawarthaNOW.com)



New COVID-19 deaths in Ontario from October 18 – November 17, 2020. The red line is the number of new deaths reported daily, and the dotted green line is a five-day moving average of new deaths. (Graphic: kawarthaNOW.com)

For more information about COVID-19 in Ontario, visit covid-19.ontario.ca.

Comments
