

Ontario reports 987 new COVID-19 cases, with 14 deaths including 11 in long-term care homes

kawarthanow.com/2020/11/04/covid-19-update-for-peterborough-and-the-greater-kawarthas-region-november-4-2020/

November 4, 2020

3 new cases in the greater Kawarthas region, including 1 in Peterborough, 1 in Haliburton, and 1 in Hastings and Prince Edward counties

By [kawarthaNOW](#) -
Published



Here's an update on COVID-19 cases in Ontario as well as in the greater Kawarthas region.

Today, Ontario is reporting 987 new cases of COVID-19, with the majority in Toronto (319), Peel (299), York (85), and Durham (62). There are smaller increases in Ottawa (48), Halton (47), Hamilton (32), Simcoe Muskoka (25), Waterloo (21), and Niagara (16). The remaining 24 public health units are reporting 5 or fewer cases, with 10 health units reporting no new cases at all.

Of today's cases, 52% are among people 40 and older. With 945 more cases resolved since yesterday, the percentage of resolved cases has increased by 0.2% to 85.6%. The positivity rate has dropped by 0.3% to 3.7%, meaning that 37 out of every 1,000 tests performed were positive for COVID-19 on November 3.

For the second day in a row, there has been a double-digit increase in the number of deaths, with 16 new deaths today, 11 of which were in long-term care facilities. Hospitalizations have increased by 10 to 367, with 2 additional patients in ICUs and 3 fewer patients on ventilators.

A total of 28,567 tests were completed yesterday, and the backlog of tests under investigation has increased by 12,329 to 33,087.

There are 116 new cases in Ontario schools, a decrease of 18 from yesterday, with 81 student cases, 7 staff cases, and 28 cases among unidentified individuals. There are 16 cases in licensed child care settings, a decrease of 7 from yesterday, with 8 cases among children and 8 cases among staff.

In the greater Kawarthas region, there are 3 new cases to report, but the number of active cases remains unchanged at 17.

There is 1 new case in Peterborough; however, an additional case has been resolved. There is 1 new case to report in Haliburton, after a case previously reported at a different health unit was transferred based on where the case resided at the time; however, an additional case has been resolved in Northumberland. There is 1 new case in Hastings and Prince Edward counties; however, 2 additional cases have been resolved.

There are no new cases to report in Kawartha Lakes and Northumberland. None of the new cases in Ontario schools and child care settings are in the greater Kawarthas region.

There are currently 17 active cases in the greater Kawarthas region, including 7 in Peterborough, 5 in Hastings and Prince Edward counties, 2 in Northumberland, and 3 in Haliburton.

Since the pandemic began in the greater Kawarthas region, there have been 153 confirmed positive cases in the Peterborough area (144 resolved with 2 deaths), 185 in the City of Kawartha Lakes (166 resolved with 32 deaths), 50 in Northumberland County (47 resolved with 1 death), 21 in Haliburton County (19 resolved with no deaths), and 82 in Hastings and Prince Edward counties (72 resolved with 5 deaths). The most recent death was reported in Northumberland on September 8.

Province-wide, there have been 79,692 confirmed cases, an increase of 987 from yesterday, with 68,189 cases resolved (85.6% of all cases), an increase of 945. There have been 3,182 deaths, an increase of 16 from yesterday, with 2,035 deaths in long-term care homes, an

increase of 11 from yesterday. The number of hospitalizations has increased by 10 to 367, with 2 additional patients in ICUs and 3 fewer patients on ventilators. A total of 5,228,814 tests have been completed, an increase of 28,567 from yesterday, with 33,087 tests under investigation, an increase of 12,329 from yesterday.

This report is based on data supplied by the province's integrated Public Health Information System (iPHIS), as well as any additional information supplied by health units. This information is at least 24 hours old, so it is not real-time data. Note that each health unit reports the information in a different way.

Haliburton, Kawartha, Pine Ridge District Health Unit

The Haliburton, Kawartha, Pine Ridge District Health Unit's service area is the City of Kawartha Lakes, Northumberland County, and Haliburton County.

The health unit provides reports from Monday to Friday, excluding statutory holidays.

Confirmed positive: 256, including 185 in Kawartha Lakes, 50 in Northumberland, 20 in Haliburton (increase of 1, in Haliburton)*

Active cases: 4, including 2 in Northumberland and 2 in Haliburton (decrease of 1 in Northumberland, increase of 1 in Haliburton)*

Probable cases: 0 (no change)

High-risk contacts: 14, including 4 in Kawartha Lakes, 4 in Northumberland, and 6 in Northumberland (no change)

Hospitalizations (total to date): 15, including 11 in Kawartha Lakes, 3 in Northumberland, and 1 in Haliburton (no change)

Deaths: 33 (no change)

Resolved: 232, including 166 in Kawartha Lakes, 47 in Northumberland, 19 in Haliburton (increase of 1, in Northumberland)

Institutional outbreaks: Warkworth Long Term Care (no change)

**One previously reported case at a different health unit has been transferred based on where the case resided at the time.*

Province of Ontario

Confirmed positive: 79,692 (increase of 987)

Resolved: 68,189 (increase of 945, 85.6% of all cases)

Hospitalized: 367 (increase of 10)

Hospitalized and in ICU: 75 (increase of 2)

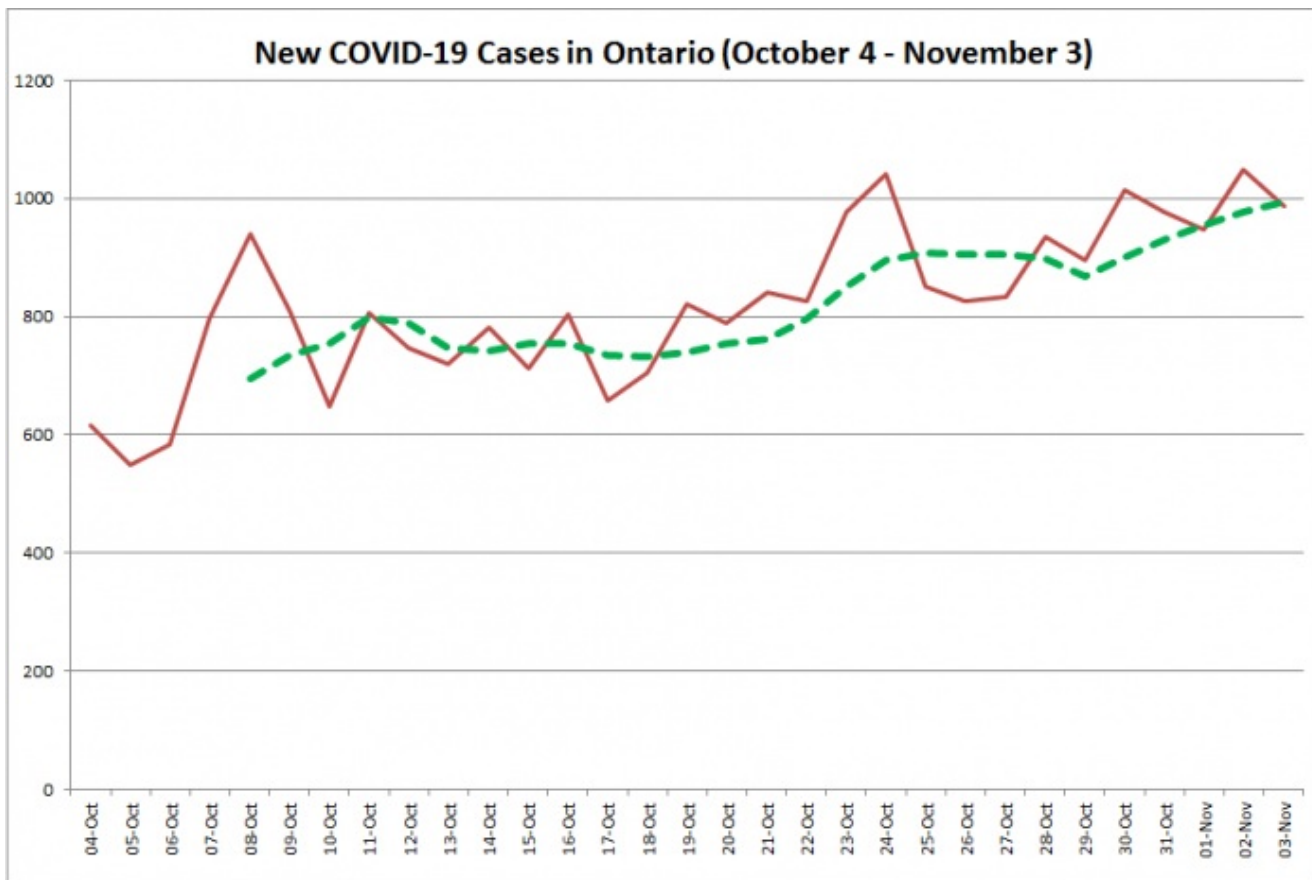
Hospitalized and in ICU on ventilator: 44 (decrease of 3)

Deaths: 3,182 (increase of 16)

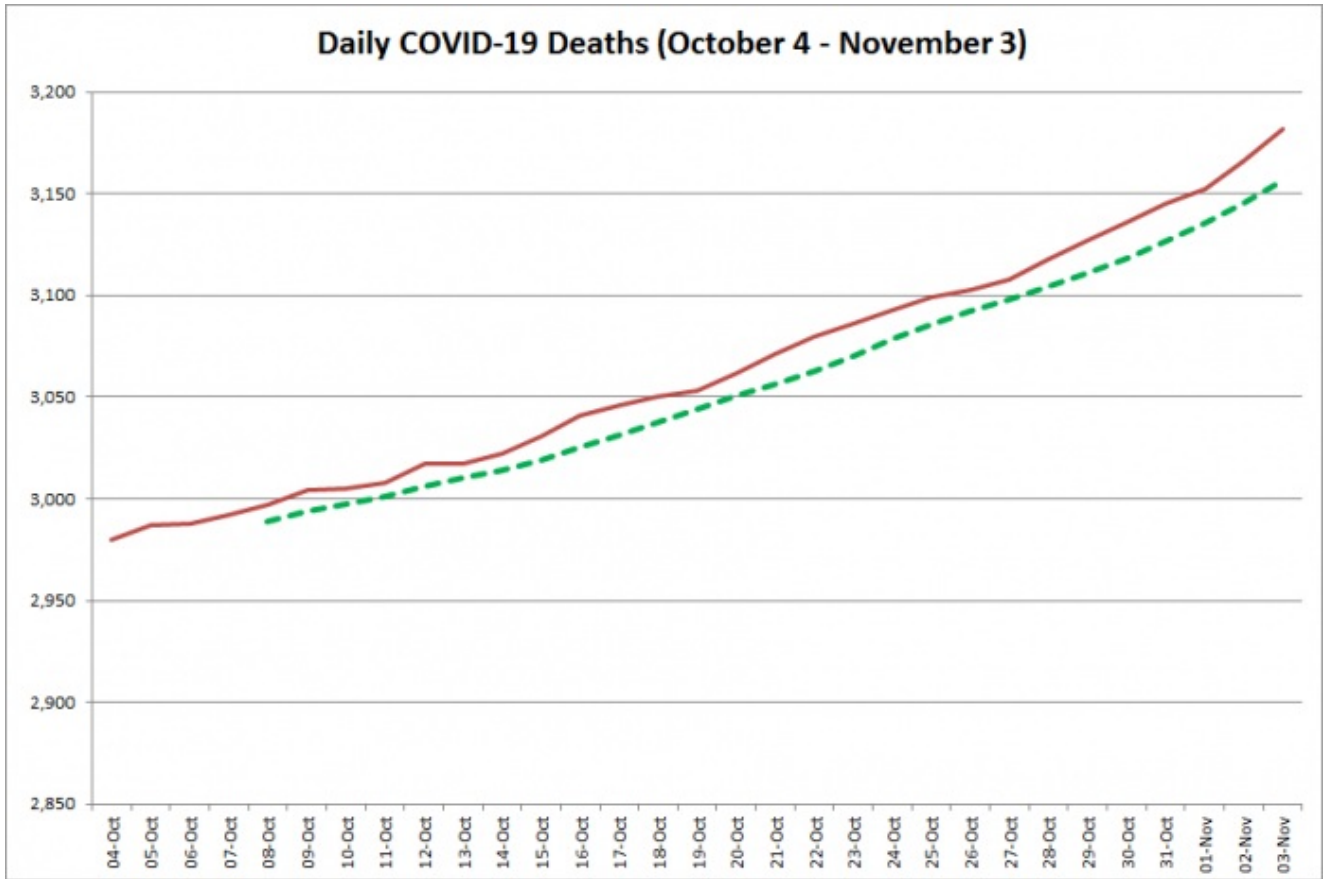
Deaths of residents in long-term care homes: 2,035 (increase of 11)

Total tests completed: 5,228,814 (increase of 28,567)

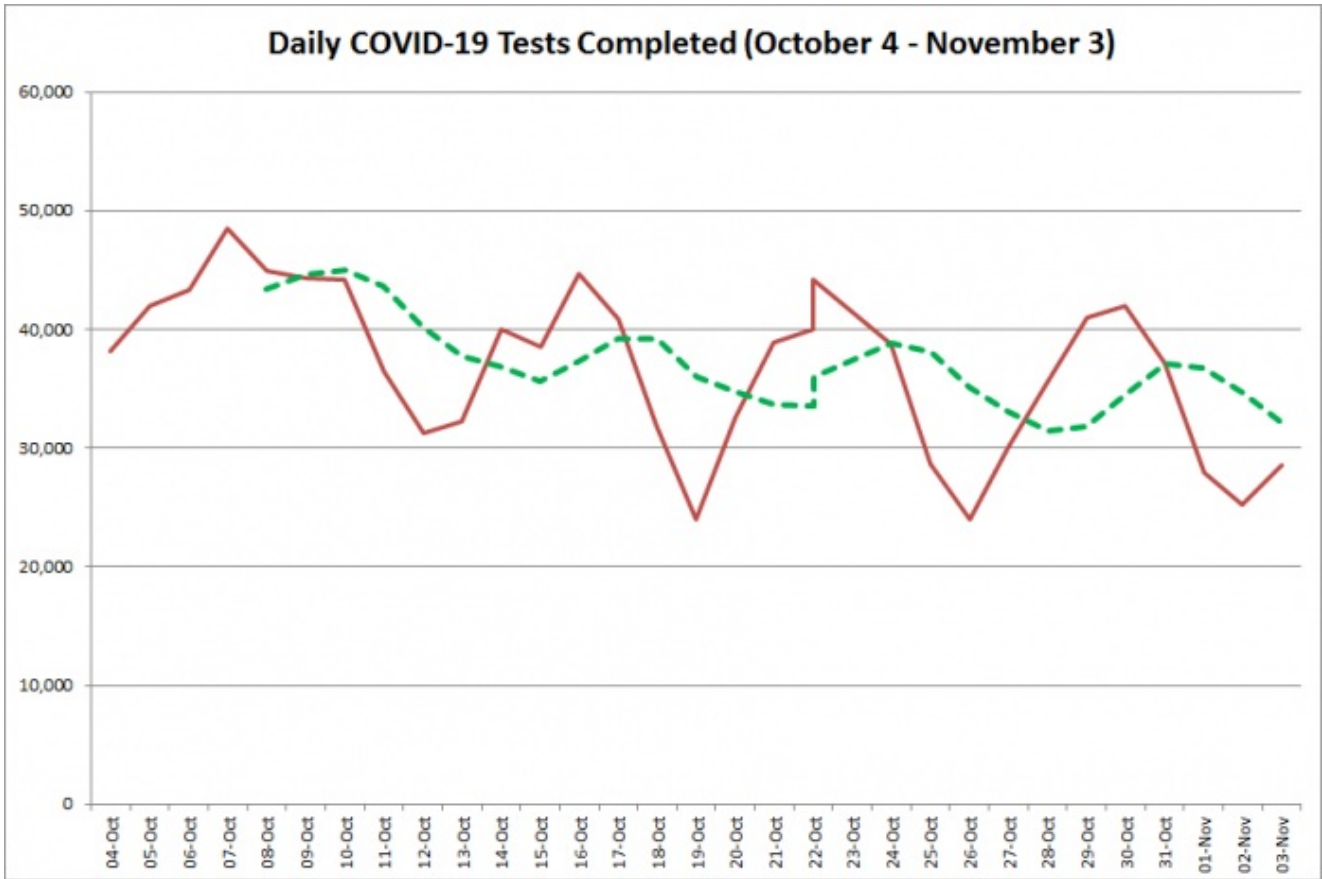
Tests under investigation: 33,087 (increase of 12,329)



New COVID-19 cases in Ontario from October 4 – November 3, 2020. The red line is the number of new cases reported daily, and the dotted green line is a five-day moving average of new cases. (Graphic: kawarthaNOW.com)



COVID-19 deaths Ontario from October 4 – November 3, 2020. The red line is the aggregate total of deaths reported daily and the dotted green line is a five-day moving average of reported deaths.
 (Graphic: kawarthaNOW.com)



COVID-19 tests completed in Ontario from October 4 – November 3, 2020. The red line is the number of tests completed daily, and the dotted green line is a five-day moving average of tests completed. (Graphic: kawarthaNOW.com)

For more information about COVID-19 in Ontario, visit covid-19.ontario.ca.

Comments
